

HOLLEY CENTRAL SCHOOL DISTRICT

BASIC FINANCIAL STATEMENTS

For Year Ended June 30, 2023



BUSINESS
ADVISORS
AND CPAS

T A B L E O F C O N T E N T S

	Pages
Independent Auditors' Report	1 - 3
Management's Discussion and Analysis (Unaudited)	4 - 13
Basic Financial Statements:	
Statement of Net Position	14
Statement of Activities and Changes in Net Position	15
Balance Sheet - Governmental Funds	16
Statement of Revenues, Expenditures, and Changes in Fund Balances - Governmental Funds	17
Reconciliation of Governmental Funds Statement of Revenues, Expenditures, and Changes in Fund Balances to Statement of Activities	18
Statement of Fiduciary Net Position and Statement of Changes in Fiduciary Net Position	19
Notes to the Basic Financial Statements:	20 - 48
Required Supplementary Information:	
Schedule of Changes in District's Total OPEB Liability and Related Ratio	49
Schedule of the District's Proportionate Share of the Net Pension Liability	50
Schedule of District Contributions	51
Schedule of Revenues, Expenditures and Changes in Fund Balance - Budget (Non-GAAP Basis) and Actual - General Fund	52 - 53
Supplementary Information:	
Schedule of Change from Adopted Budget to Final Budget and Real Property Tax Limit - General Fund	54
Schedule of Capital Projects Fund - Project Expenditures and Financing Resources	55
Combining Balance Sheet - Nonmajor Governmental Funds	56
Combining Statement of Revenues, Expenditures and Changes in Fund Balances - Nonmajor Governmental Funds	57
Net Investment in Capital Assets/Right to Use Assets	58
Schedule of Expenditures of Federal Awards	59
Report on Internal Control Over Financial Reporting and on Compliance and Other Matters Based on an Audit of Financial Statements Performed in Accordance with Government Auditing Standards	60 - 61



BUSINESS
ADVISORS
AND CPAS

INDEPENDENT AUDITORS' REPORT

To the Board of Education
Holley Central School District, New York

Report on the Audit of the Financial Statements

Opinions

We have audited the financial statements of the governmental activities, each major fund, and the aggregate remaining fund information of Holley Central School District, New York, as of and for the year ended June 30, 2023, and the related notes to the financial statements, which collectively comprise the District's basic financial statements as listed in the table of contents.

In our opinion, the accompanying financial statements present fairly, in all material respects, the respective financial position of the governmental activities, each major fund, and the aggregate remaining fund information of the Holley Central School District, New York, as of June 30, 2023, and the respective changes in financial position and, where applicable, cash flows thereof for the year then ended in accordance with accounting principles generally accepted in the United States of America.

Basis for Opinions

We conducted our audit in accordance with auditing standards generally accepted in the United States of America (GAAS) and the standards applicable to financial audits contained in *Government Auditing Standards*, issued by the Comptroller General of the United States. Our responsibilities under those standards are further described in the Auditor's Responsibilities for the Audit of the Financial Statements section of our report. We are required to be independent of Holley Central School District and to meet our other ethical responsibilities, in accordance with the relevant ethical requirements relating to our audit. We believe that the audit evidence we have obtained is sufficient and appropriate to provide a basis for our audit opinions.

Responsibilities of Management for the Financial Statements

Holley Central School District's management is responsible for the preparation and fair presentation of the financial statements in accordance with accounting principles generally accepted in the United States of America, and for the design, implementation, and maintenance of internal control relevant to the preparation and fair presentation of financial statements that are free from material misstatement, whether due to fraud or error.

In preparing the financial statements, management is required to evaluate whether there are conditions or events, considered in the aggregate, that raise substantial doubt about the District's ability to continue as a going concern for twelve months beyond the financial statement date, including any currently known information that may raise substantial doubt shortly thereafter.

Auditor's Responsibilities for the Audit of the Financial Statements

Our objectives are to obtain reasonable assurance about whether the financial statements as a whole are free from material misstatement, whether due to fraud or error, and to issue an auditor's report that includes our opinions. Reasonable assurance is a high level of assurance but is not absolute assurance and therefore is not a guarantee that an audit conducted in accordance with GAAS will always detect a material misstatement when it exists. The risk of not detecting a material misstatement resulting from fraud is higher than for one resulting from error, as fraud may involve collusion, forgery, intentional omissions, misrepresentations, or the override of internal control. Misstatements are considered material if there is a substantial likelihood that, individually or in the aggregate, they would influence the judgment made by a reasonable user based on the financial statements.

In performing an audit in accordance with GAAS, we:

- Exercise professional judgment and maintain professional skepticism throughout the audit.
- Identify and assess the risks of material misstatement of the financial statements, whether due to fraud or error, and design and perform audit procedures responsive to those risks. Such procedures include examining, on a test basis, evidence regarding the amounts and disclosures in the financial statements.
- Obtain an understanding of internal control relevant to the audit in order to design audit procedures that are appropriate in the circumstances, but not for the purpose of expressing an opinion on the effectiveness of the District's internal control. Accordingly, no such opinion is expressed.
- Evaluate the appropriateness of accounting policies used and the reasonableness of significant accounting estimates made by management, as well as evaluate the overall presentation of the financial statements.
- Conclude whether, in our judgment, there are conditions or events, considered in the aggregate, that raise substantial doubt about the District's ability to continue as a going concern for a reasonable period of time.

We are required to communicate with those charged with governance regarding, among other matters, the planned scope and timing of the audit, significant audit findings, and certain internal control-related matters that we identified during the audit.

Required Supplementary Information

Accounting principles generally accepted in the United States of America require that the management's discussion and analysis, schedule of changes in District's total OPEB liability and related ratio, schedule of the District's proportionate share of the net pension liability, schedule of District contributions, and budgetary comparison information on pages 4-13 and 49-53 be presented to supplement the basic financial statements. Such information is the responsibility of management and, although not a part of the basic financial statements, is required by the Governmental Accounting Standards Board who considers it to be an essential part of financial reporting for placing the basic financial statements in an appropriate operational, economic, or historical context. We have applied certain limited procedures to the required supplementary information in accordance with auditing standards generally accepted in the United States of America, which consisted of inquiries of management about the methods of preparing the information and comparing the information for consistency with management's responses to our inquiries, the basic financial statements, and other knowledge we obtained during our audit of the basic financial statements. We do not express an opinion or provide any assurance on the information because the limited procedures do not provide us with sufficient evidence to express an opinion or provide any assurance.

Supplementary Information

Our audit was conducted for the purpose of forming opinions on the financial statements that collectively comprise Holley Central School District's basic financial statements. The accompanying supplemental information as listed in the table of contents and schedule of expenditures of federal awards, as required by Title 2 U.S. Code of Federal Regulations, Part 200, Uniform Administrative Requirements, Cost Principles, and Audit Requirements for Federal Awards are presented for purposes of additional analysis and are not a required part of the basic financial statements.

The accompanying supplementary information as listed in the table of contents and schedule of expenditures of federal awards is the responsibility of management and was derived from and relates directly to the underlying accounting and other records used to prepare the basic financial statements. Such information has been subjected to the auditing procedures applied in the audit of the basic financial statements and certain additional procedures, including comparing and reconciling such information directly to the underlying accounting and other records used to prepare the basic financial statements or to the basic financial statements themselves, and other additional procedures in accordance with auditing standards generally accepted in the United States of America. In our opinion, the supplementary information as listed in the table of contents and schedule of expenditures of federal awards is fairly stated, in all material respects, in relation to the basic financial statements as a whole.

Other Reporting Required by Government Auditing Standards

In accordance with *Government Auditing Standards*, we have also issued our report dated October 16, 2023 on our consideration of Holley Central School District's internal control over financial reporting and on our tests of its compliance with certain provisions of laws, regulations, contracts, and grant agreements and other matters. The purpose of that report is solely to describe the scope of our testing of internal control over financial reporting and compliance and the results of that testing, and not to provide an opinion on the effectiveness of internal control over financial reporting or on compliance. That report is an integral part of an audit performed in accordance with *Government Auditing Standards* in considering Holley Central School District's internal control over financial reporting and compliance.

Mengel, Metzger, Barw & Co. LLP

Rochester, New York
October 16, 2023

Holley Central School District
Management's Discussion and Analysis
For the Fiscal Year Ended June 30, 2023

The following is a discussion and analysis of the School District's financial performance for the fiscal year ended June 30, 2023. This section is a summary of the School District's financial activities based on currently known facts, decisions, and/or conditions. It is also based on both the government-wide and fund-based financial statements. The results of the current year are discussed in comparison with the prior year, with an emphasis placed on the current year. This section is only an introduction and should be read in conjunction with the School District's financial statements, which immediately follow this section.

Financial Highlights

At the close of the fiscal year, the total assets plus deferred outflows (what the district owns) exceeded its total liabilities plus deferred inflows (what the district owes) by \$23,899,543 (net position), an increase of \$1,682,230 from the prior year.

General revenues, which include Property Taxes, Non-Property Taxes, State and Federal Aid, Investment Earnings, Compensation for Loss, and Miscellaneous accounted for \$26,765,437, or 89% of all revenues. Program specific revenues in the form of Charges for Services, Operating Grants and Contributions, Capital Grants and Contributions accounted for \$3,237,912, or 11% of total revenues.

As of the close of the fiscal year, the School District's governmental funds reported combined fund balances of \$9,746,046, an increase of \$1,048,874 in comparison with the prior year.

Overview of the Financial Statements

This management's discussion and analysis is intended to serve as an introduction to the School District's basic financial statements. The School District's basic financial statements are comprised of three components: (1) government-wide financial statements, (2) fund financial statements and (3) notes to the financial statements. This report also contains individual fund statements and schedules in addition to the basic financial statements.

Government-Wide Financial Statements

The *government-wide financial statements* are designed to provide readers with a broad overview of the School District's finances, in a manner similar to a private-sector business.

The *statement of net position* presents information on all of the School District's assets plus deferred outflow of resources and liabilities plus deferred inflow of resources, with the difference between the two reported as *net position*. Over time, increases or decreases in net position may serve as a useful indicator of whether the financial position of the School District is improving or deteriorating.

The *statement of activities* presents information showing how the government's net position changed during the most recent fiscal year. All changes in net position are reported as soon as the underlying event giving rise to the change occurs, regardless of the timing of related cash flows.

The *governmental* activities of the School District include instruction, pupil transportation, cost of food sales, general administrative support, community service, and interest on long-term debt.

The government-wide financial statements can be found on the pages immediately following this section as the first two pages of the basic financial statements.

Fund Financial Statements

A *fund* is a grouping of related accounts that is used to maintain control over resources that have been segregated for specific activities or objectives. The School District, like other state and local governments, uses fund accounting to ensure and demonstrate compliance with finance related legal requirements. All of the funds of the School District can be divided into two categories: governmental funds and fiduciary funds.

Governmental funds are used to account for essentially the same functions reported as *governmental activities* in the government-wide financial statements. However, unlike the government-wide financial statements, governmental fund financial statements focus on *near-term inflows and outflows of spendable resources*, as well as on *balances of spendable resources* available at the end of the fiscal year. Such information may be useful in evaluating the School District's near-term financing requirements.

Because the focus of governmental funds is narrower than that of the government-wide financial statements, it is useful to compare the information presented for *governmental funds* with similar information presented for *governmental activities* in the government-wide financial statements. By doing so, readers may better understand the long-term impact of the government's near-term financing decisions. Both the governmental fund balance sheet and the governmental fund statement of revenues, expenditures, and changes in fund balances provide a reconciliation to facilitate this comparison between *governmental funds* and *governmental activities*.

The School District maintains six individual governmental funds: the General Fund, Special Aid Fund, School Lunch Fund, Miscellaneous Special Revenue Fund, Debt Service Fund, and Capital Projects Fund. Information is presented separately in the governmental fund balance sheet and in the governmental fund statement of revenues, expenditures and changes in fund balances for the general fund, the special aid fund, and the capital projects fund, which are reported as major funds. Data for the school lunch fund and the miscellaneous special revenue fund are aggregated into a single column and reported as anon-major funds.

The School District adopts, and voters approve an annual budget for its General Fund. A budgetary comparison statement has been provided for the General Fund within the basic financial statements to demonstrate compliance with the budget.

The *Fiduciary Funds* are used to account for assets held by the School District in an agency capacity which accounts for assets held by the School District on behalf of others. Fiduciary funds are not reflected in the government-wide financial statement because the resources of these funds are *not* available to support the School District's programs.

The financial statements for the governmental and fiduciary funds can be found in the basic financial statement section of this report.

<u>Major Feature of the District-Wide and Fund Financial Statements</u>			
	<u>Government-Wide Statements</u>	<u>Fund Financial Statements</u>	
		<u>Governmental Funds</u>	<u>Fiduciary Funds</u>
Scope	Entire District (except fiduciary funds)	The activities of the School District that are not proprietary or fiduciary, such as special education, scholarship programs, and building maintenance	Instances in which the School District administers resources on behalf of someone else, such as student activities monies
Required financial statements	Statement of net position Statement of activities	Balance sheet Statement of revenues, expenditures, and changes in fund balance	Statement of fiduciary net position Statement of changes in fiduciary net position
Accounting basis and measurement focus	Accrual accounting and economic resources focus	Modified accrual accounting and current financial focus	Accrual accounting and economic resources focus
Type of asset/liability information	All assets and liabilities, both financial and capital, short-term and long-term	Generally, assets expected to be used up and liabilities that come due during the year or soon thereafter; no capital assets or long-term liabilities included	All assets and liabilities, both short-term and long-term; funds do not currently contain capital assets, although they can
Type of inflow/outflow information	All revenues and expenses during year, regardless of when cash is received or paid	Revenues for which cash is received during or soon after the end of the year; expenditures when goods or services have been received and the related liability is due and payable	All additions and deductions during the year, regardless of when cash is received or paid

Notes to the Financial Statements

The notes provide additional information that is essential to a full understanding of the data provided in the government-wide and fund financial statements. The notes to the financial statements can be found following the basic financial statement section of this report.

Government-Wide Statements

The government-wide statements report information about the District as a whole using accounting methods similar to those used by private-sector companies. The statement of net position includes all the School District's assets and liabilities. All the current year's revenues and expenses are accounted for in the statement of activities regardless of when cash is received or paid.

The two government-wide statements report the District's net position and how they have changed. Net position, the difference between the District's assets plus deferred outflow of resources and liabilities plus deferred inflow of resources, is one way to measure the District's financial health or position. Over time, increases or decreases in the District's net position are an indicator of whether its financial position is improving or deteriorating, respectively. Additional non-financial factors such as changes in the District's property tax base and the condition of the school buildings and facilities must also be considered to assess the District's overall health.

All of the District's services are reported in the government-wide financial statements as governmental activities. Most of the District's basic services are included here, such as regular and special education, transportation and administration. Property taxes, federal and state aid, and investment earnings finance most of these activities.

Financial Analysis of the School District as a Whole

Net Position

The District's combined net position was more on June 30, 2023 than the year before, increasing to \$23,899,543, as shown in the table below.

	Governmental Activities		Total Variance
	<u>2023</u>	<u>2022</u>	
<u>ASSETS:</u>			
Current and Other Assets	\$ 12,068,121	\$ 20,201,338	\$ (8,133,217)
Capital Assets	32,141,543	33,183,836	(1,042,293)
Total Assets	\$ 44,209,664	\$ 53,385,174	\$ (9,175,510)
<u>DEFERRED OUTFLOWS OF RESOURCES:</u>			
Deferred Outflows of Resources	\$ 6,265,667	\$ 6,289,227	\$ (23,560)
<u>LIABILITIES:</u>			
Long-Term Debt Obligations	\$ 23,199,583	\$ 23,237,853	\$ (38,270)
Other Liabilities	2,419,343	2,577,702	(158,359)
Total Liabilities	\$ 25,618,926	\$ 25,815,555	\$ (196,629)
<u>DEFERRED INFLOWS OF RESOURCES:</u>			
Deferred Inflows of Resources	\$ 956,862	\$ 11,641,533	\$ (10,684,671)
<u>NET POSITION:</u>			
Net Investment in Capital Assets	\$ 17,718,342	\$ 16,605,455	\$ 1,112,887
Restricted For,			
Capital Projects	3,451,568	-	3,451,568
Capital Reserve	772,505	500,000	272,505
Reserve for ERS	1,751,144	1,668,442	82,702
Reserve for TRS	656,866	485,866	171,000
Other Purposes	1,694,026	4,956,189	(3,262,163)
Unrestricted	(2,112,343)	(1,998,639)	(113,704)
Total Net Position	\$ 23,932,108	\$ 22,217,313	\$ 1,714,795

Key Variances

- Current and Other Assets decreased as a result of the NYS ERS and TRS pension systems no longer reporting a net pension asset
- Deferred Inflows of Resources decreased as a result of decreases to the pension system amortization of the net differences between projected and actual earnings on plan investments
- Capital Projects increased as a result of capital reserve funds

The District's financial position is the product of many factors.

By far, the largest component of the School District's net position reflects its investment in capital assets, less any related debt used to acquire those assets that is still outstanding. The School District uses these capital assets to provide services to the students and consequently, these assets are not available for future spending. Although the School District's investment in its capital assets is reported net of related debt, it should be noted that the resources needed to repay this debt must be provided from other sources, since the capital assets themselves cannot be used to liquidate these liabilities.

There are two restricted net position balances, Reserve for ERS, and Other Purposes. The remaining balance was a deficit unrestricted net position totalling \$2,112,343.

Changes in Net Position

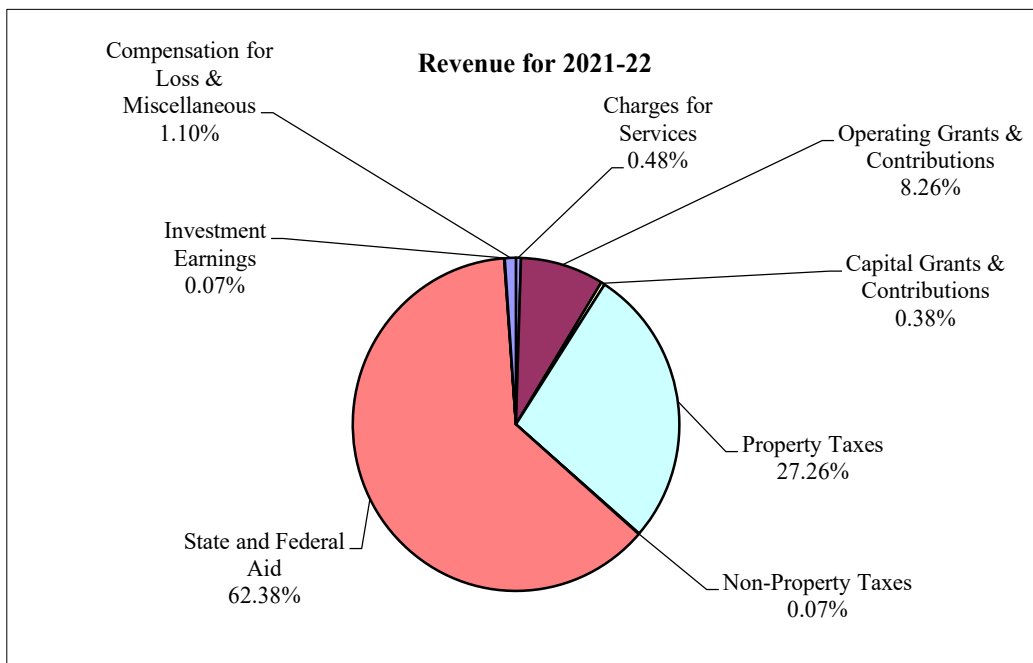
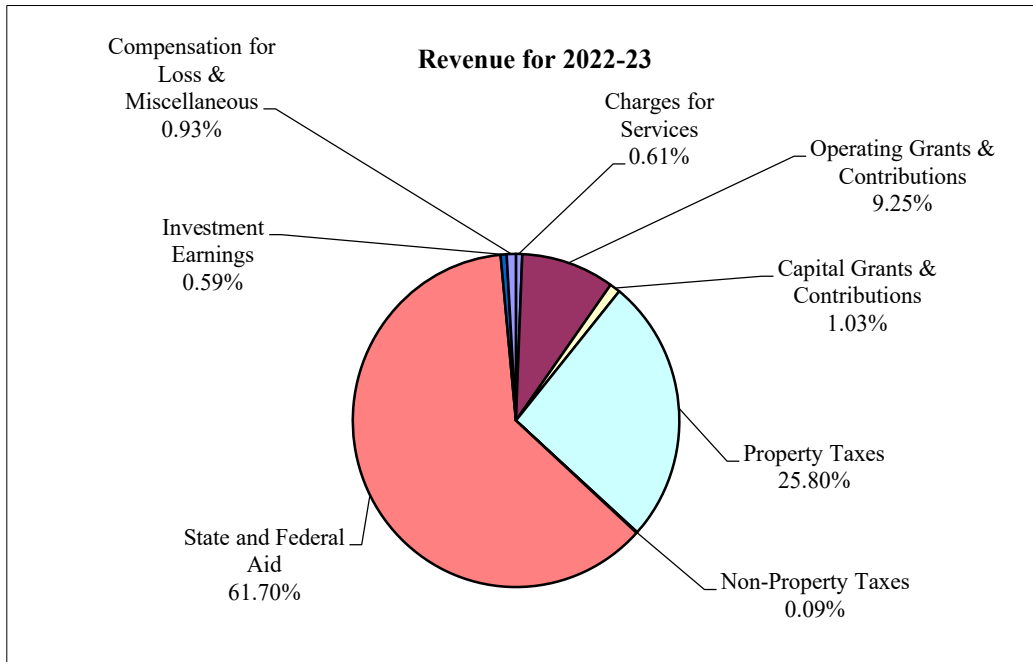
The District's total revenue increased 7% to \$30,003,349. State and federal aid (62%) and property taxes (26%) accounted for most of the District's revenue. The remaining (12%) of the revenue comes from operating grants, capital grants, charges for services, non property taxes, investment earnings, compensation for loss, and miscellaneous revenues.

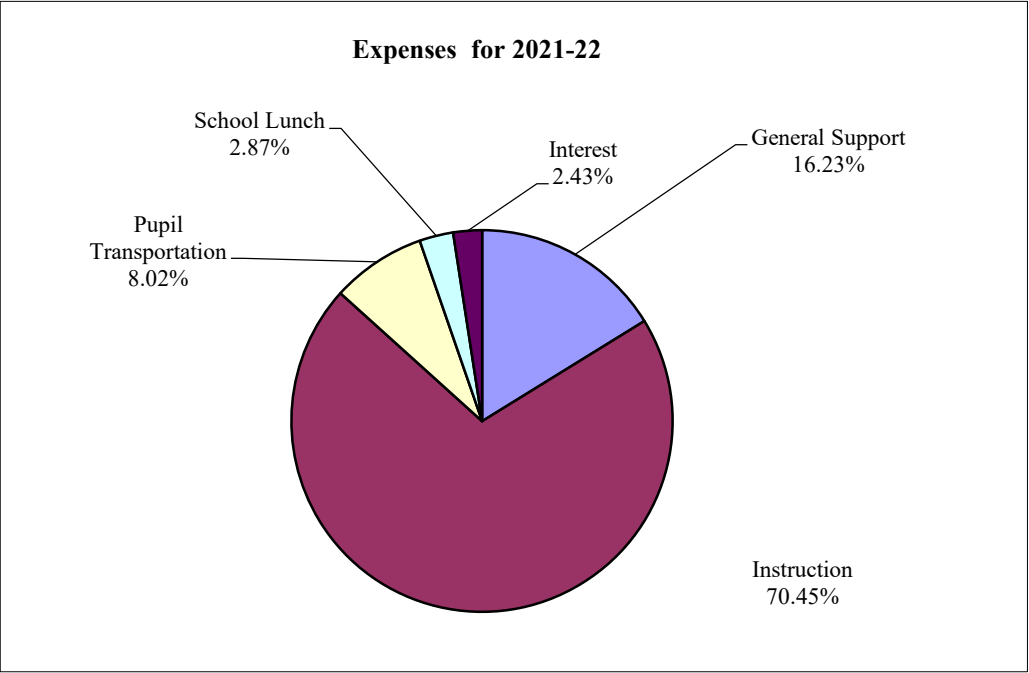
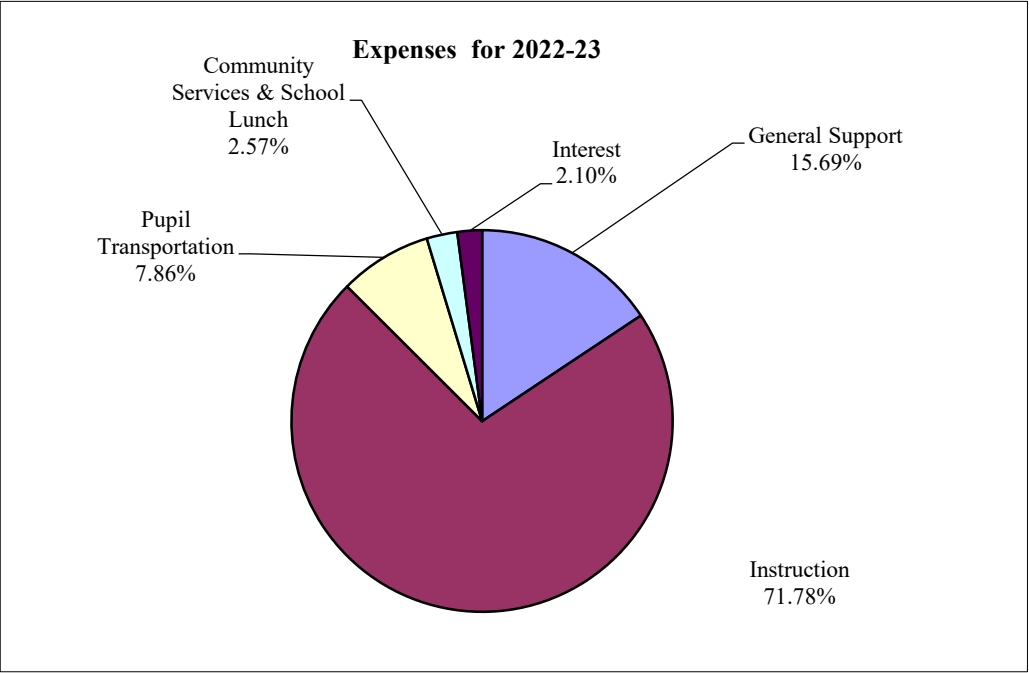
The total cost of all the programs and services increased 9% to \$28,321,119. The District's expenses are predominately related to education and caring for the students, or Instruction (72%). General support, which included expenses associated with the operation, maintenance, and administration of the District, accounted for (16%) of the total costs. See table below:

	Governmental Activities		Total Variance
	<u>2023</u>	<u>2022</u>	
<u>REVENUES:</u>			
<u>Program -</u>			
Charges for Service	\$ 182,559	\$ 135,809	\$ 46,750
Operating Grants & Contributions	2,746,429	2,321,913	424,516
Capital Grants & Contributions	308,924	105,825	203,099
Total Program	\$ 3,237,912	\$ 2,563,547	\$ 674,365
<u>General -</u>			
Property Taxes	\$ 7,750,144	\$ 7,659,492	\$ 90,652
Non Property Taxes	27,638	20,431	7,207
State and Federal Aid	18,533,345	17,529,711	1,003,634
Investment Earnings	177,396	18,763	158,633
Compensation for Loss	73,155	80	73,075
Miscellaneous	203,759	307,785	(104,026)
Total General	\$ 26,765,437	\$ 25,536,262	\$ 1,229,175
TOTAL REVENUES	\$ 30,003,349	\$ 28,099,809	\$ 1,903,540
<u>EXPENSES:</u>			
General Support	\$ 4,443,698	\$ 4,204,267	\$ 239,431
Instruction	20,329,155	18,250,782	2,078,373
Pupil Transportation	2,226,386	2,077,932	148,454
Community Services	8,000	-	8,000
School Lunch	721,205	743,332	(22,127)
Interest	592,675	629,376	(36,701)
TOTAL EXPENSES	\$ 28,321,119	\$ 25,905,689	\$ 2,415,430
CHANGE IN NET POSITION	\$ 1,682,230	\$ 2,194,120	
NET POSITION, BEGINNING OF YEAR (restated)	22,217,313	20,023,193	
NET POSITION, END OF YEAR	\$ 23,899,543	\$ 22,217,313	

Key Variances

- State and Federal Aid revenue increased as a result of building aid, lottery aid, and BOCES aid
- Instruction increased as a result of Stimulus spending and the net impact of the change in the NYS ERS and TRS pension systems





Financial Analysis of the School District's Funds

The financial performance of the District as a whole is reflected in its governmental funds. As the District completed the year, its governmental funds reported combined fund balances of \$9,778,611, which is more than last year's ending fund balance of \$8,697,172.

The General Fund is the chief operating fund of the District. At the end of the current year, the total fund balance of the General Fund was \$6,563,658. Fund balance for the General Fund decreased by \$2,555,498 compared with the prior year. See table below:

<u>General Fund Balances:</u>	<u>2023</u>	<u>2022</u>	<u>Total Variance</u>
Restricted	\$ 4,788,466	\$ 7,470,729	\$ (2,682,263)
Assigned	585,827	569,147	16,680
Unassigned	1,156,800	1,079,280	77,520
Total General Fund Balances	<u>\$ 6,531,093</u>	<u>\$ 9,119,156</u>	<u>\$ (2,588,063)</u>

General Fund Budgetary Highlights

The difference between the original budget and the final amended budget was \$81,307. This change is attributable to \$69,147 of carryover encumbrances from the 2021-22 school year, \$12,160 for insurance recoveries, and \$4,000,000 for a voter approved transfer to capital project.

The key factors for budget variances in the general fund are listed below along with explanations for each.

Expenditure Items:	Budget Variance Amended Vs. Actual	Explanation for Budget Variance
General Support	\$279,730	Anticipated increase in legal services, fiscal contractual, advertising. Building & Grounds Department continues to be down full-time staff positions throughout the year. Some utilities expenses were not as high as expected. Some materials & maintenance expenses were allowed in the federal stimulus money.
Instructional	\$866,227	Anticipated expenses such as salaries, equipment and supplies were covered under federal grants this year.
Employee Benefits	\$437,644	Staff retirements affected ERS/TRS as well as anticipated changes in single/family status of health insurance.

Capital Asset and Debt Administration

Capital Assets

By the end of the 2023 fiscal year, the District had invested \$31,380,598 in a broad range of capital assets, including land, buildings and improvements, and machinery and equipment. The change in capital assets, net of accumulated depreciation, is reflected below:

	<u>2023</u>	<u>2022</u>
<u>Capital Assets:</u>		
Land	\$ 137,000	\$ 137,000
Work in Progress	765,411	49,880
Buildings and Improvements	28,437,215	30,178,113
Machinery and Equipment	2,040,972	2,154,069
Total Capital Assets	<u>\$ 31,380,598</u>	<u>\$ 32,519,062</u>
<u>Lease Assets:</u>		
Equipment	\$ 760,945	\$ 664,774
Total Lease Assets	<u>\$ 760,945</u>	<u>\$ 664,774</u>

More detailed information can be found in the footnotes to the financial statements.

Long-Term Debt

At year-end, the District had \$23,199,583 in general obligation bonds and other long-term debt outstanding as follows:

<u>Type</u>	<u>2023</u>	<u>2022</u>
Serial Bonds	\$ 13,790,000	\$ 15,705,000
Lease Liability	92,700	10,740
OPEB	3,424,575	3,689,457
Net Pension Liability	2,460,902	-
Compensated Absences	3,431,406	3,832,656
Total Long-Term Obligations	<u>\$ 23,199,583</u>	<u>\$ 23,237,853</u>

More detailed information can be found in the footnotes to the financial statements.

Factors Bearing on the District's Future

The Holley Central School District, along with other districts statewide, continues to face an uncertain financial future due to the COVID-19 pandemic. While the future economic impact of the pandemic is unknown, the immediate impact has been waylaid with the passage of Federal stimulus packages. The District intends to utilize the funding from those stimulus packages to fund onetime expenses along with additional academic support including social and emotional needs. The District is closely monitoring the situation and is prepared to react when necessary.

Contacting the School District's Financial Management

This financial report is designed to provide the District's citizens, taxpayers, customers, investors, and creditors with a general overview of the District's finances and to demonstrate the District's accountability for the money it receives. Questions concerning any of the information provided in this report or requests for additional information should be addressed to the following:

Holley Central School District
3800 North Main Street
Holley, New York 14470

HOLLEY CENTRAL SCHOOL DISTRICT, NEW YORK

Statement of Net Position

June 30, 2023

	Governmental Activities
ASSETS	
Cash and cash equivalents	\$ 9,882,336
Accounts receivable	2,162,368
Inventories	23,417
Capital Assets:	
Land	137,000
Work in progress	765,411
Other capital assets (net of depreciation and amortization)	31,239,132
TOTAL ASSETS	\$ 44,209,664
DEFERRED OUTFLOWS OF RESOURCES	
Deferred outflows of resources	\$ 6,265,667
LIABILITIES	
Accounts payable	\$ 116,138
Accrued liabilities	102,189
Unearned revenues	64,784
Due to other governments	101,941
Due to teachers' retirement system	953,545
Due to employees' retirement system	90,759
Bond anticipation notes payable	892,200
Other liabilities	97,787
Long-Term Obligations:	
Due in one year	2,866,706
Due in more than one year	20,332,877
TOTAL LIABILITIES	\$ 25,618,926
DEFERRED INFLOWS OF RESOURCES	
Deferred inflows of resources	\$ 956,862
NET POSITION	
Net investment in capital assets	\$ 17,718,342
Restricted For:	
Capital projects	3,451,568
Reserve for employee retirement system	1,718,579
Reserve for teacher retirement system	656,866
Capital reserves	772,505
Other purposes	1,694,026
Unrestricted	(2,112,343)
TOTAL NET POSITION	\$ 23,899,543

HOLLEY CENTRAL SCHOOL DISTRICT, NEW YORK

Statement of Activities

For The Year Ended June 30, 2023

<u>Functions/Programs</u>	<u>Expenses</u>	<u>Program Revenues</u>			<u>Net (Expense)</u>
		<u>Charges for</u>	<u>Operating</u>	<u>Capital</u>	<u>Revenue and</u>
		<u>Services</u>	<u>Grants and</u>	<u>Grants and</u>	<u>Changes in</u>
			<u>Contributions</u>	<u>Contributions</u>	<u>Net Position</u>
					<u>Governmental</u>
					<u>Activities</u>
<u>Primary Government -</u>					
General support	\$ 4,443,698	\$ -	\$ -	\$ -	\$ (4,443,698)
Instruction	20,329,155	142,867	2,044,876	308,924	(17,832,488)
Pupil transportation	2,226,386	-	-	-	(2,226,386)
School lunch	721,205	39,692	701,553	-	20,040
Interest	592,675	-	-	-	(592,675)
Total Primary Government	\$ 28,321,119	\$ 182,559	\$ 2,746,429	\$ 308,924	\$ (25,083,207)
General Revenues:					
Property taxes					\$ 7,750,144
Non property taxes					27,638
State and federal aid					18,533,345
Investment earnings					177,396
Compensation for loss					73,155
Miscellaneous					203,759
Total General Revenues					\$ 26,765,437
Changes in Net Position					\$ 1,682,230
Net Position, Beginning of Year					22,217,313
Net Position, End of Year					\$ 23,899,543

HOLLEY CENTRAL SCHOOL DISTRICT, NEW YORK

Balance Sheet

Governmental Funds

June 30, 2023

	General Fund	Special Aid Fund	Capital Projects Fund	Nonmajor Governmental Funds	Total Governmental Funds
ASSETS					
Cash and cash equivalents	\$ 5,597,024	\$ 166,183	\$ 3,918,515	\$ 200,614	\$ 9,882,336
Receivables	1,163,795	638,847	318,574	41,152	2,162,368
Inventories	-	-	-	23,417	23,417
Due from other funds	1,119,408	31,099	-	102,539	1,253,046
TOTAL ASSETS	\$ 7,880,227	\$ 836,129	\$ 4,237,089	\$ 367,722	\$ 13,321,167

LIABILITIES AND FUND BALANCES

Liabilities -

Accounts payable	\$ 68,642	\$ 47,496	\$ -	\$ -	\$ 116,138
Accrued liabilities	4,921	-	-	-	4,921
Notes payable - bond anticipation notes	-	-	892,200	-	892,200
Due to other funds	31,539	787,685	433,822	-	1,253,046
Due to other governments	101,941	-	-	-	101,941
Due to TRS	953,545	-	-	-	953,545
Due to ERS	90,759	-	-	-	90,759
Other liabilities	97,787	-	-	-	97,787
Unearned revenue	-	948	-	63,836	64,784
TOTAL LIABILITIES	\$ 1,349,134	\$ 836,129	\$ 1,326,022	\$ 63,836	\$ 3,575,121

Fund Balances -

Nonspendable	\$ -	\$ -	\$ -	\$ 23,417	\$ 23,417
Restricted	4,788,466	-	3,451,568	53,510	8,293,544
Assigned	585,827	-	-	226,959	812,786
Unassigned	1,156,800	-	(540,501)	-	616,299
TOTAL FUND BALANCE	\$ 6,531,093	\$ -	\$ 2,911,067	\$ 303,886	\$ 9,746,046
TOTAL LIABILITIES AND FUND BALANCES	\$ 7,880,227	\$ 836,129	\$ 4,237,089	\$ 367,722	

**Amounts reported for governmental activities in the
Statement of Net Position are different because:**

Capital assets/right to use assets used in governmental activities are not financial resources and therefore are not reported in the funds.	32,141,543
Interest is accrued on outstanding bonds in the statement of net position but not in the funds.	(97,268)
The following long-term obligations are not due and payable in the current period and therefore are not reported in the governmental funds:	
Serial bonds payable	(13,790,000)
Leases	(92,700)
OPEB	(3,424,575)
Compensated absences	(3,431,406)
Deferred outflow - pension	6,153,317
Deferred outflow - OPEB	112,350
Net pension liability	(2,460,902)
Deferred inflow - pension	(542,263)
Deferred inflow - OPEB	(414,599)
Net Position of Governmental Activities	\$ 23,899,543

HOLLEY CENTRAL SCHOOL DISTRICT, NEW YORK
Statement of Revenues, Expenditures and Changes in Fund Balances
Governmental Funds
For The Year Ended June 30, 2023

	General Fund	Special Aid Fund	Capital Projects Fund	Nonmajor Governmental Funds	Total Governmental Funds
REVENUES					
Real property taxes and tax items	\$ 7,750,144	\$ -	\$ -	\$ -	\$ 7,750,144
Non-property taxes	27,638	-	-	-	27,638
Charges for services	142,867	-	-	-	142,867
Use of money and property	175,560	-	-	1,836	177,396
Sale of property and compensation for loss	73,155	-	-	-	73,155
Miscellaneous	188,560	-	-	15,175	203,735
State sources	18,200,593	464,986	308,924	14,374	18,988,877
Federal sources	41,974	1,870,692	-	687,179	2,599,845
Sales	-	-	-	39,692	39,692
TOTAL REVENUES	\$ 26,600,491	\$ 2,335,678	\$ 308,924	\$ 758,256	\$ 30,003,349
EXPENDITURES					
General support	\$ 3,579,924	\$ 140,988	\$ -	\$ -	\$ 3,720,912
Instruction	11,593,527	2,140,702	-	-	13,734,229
Pupil transportation	1,274,636	64,149	-	-	1,338,785
Community services	8,000	-	-	-	8,000
Employee benefits	5,893,425	20,870	-	3,951	5,918,246
Debt service - principal	2,228,054	-	-	-	2,228,054
Debt service - interest	579,957	-	-	-	579,957
Cost of sales	-	-	-	68,915	68,915
Other expenses	-	-	-	737,358	737,358
Capital outlay	-	-	1,015,033	-	1,015,033
TOTAL EXPENDITURES	\$ 25,157,523	\$ 2,366,709	\$ 1,015,033	\$ 810,224	\$ 29,349,489
EXCESS (DEFICIENCY) OF REVENUES OVER EXPENDITURES					
	\$ 1,442,968	\$ (31,031)	\$ (706,109)	\$ (51,968)	\$ 653,860
OTHER FINANCING SOURCES (USES)					
Transfers - in	\$ -	\$ 31,031	\$ 4,000,000	\$ -	\$ 4,031,031
Transfers - out	(4,031,031)	-	-	-	(4,031,031)
Proceeds from obligations	-	-	97,414	-	97,414
BAN's redeemed from appropriations	-	-	297,600	-	297,600
TOTAL OTHER FINANCING SOURCES (USES)	\$ (4,031,031)	\$ 31,031	\$ 4,395,014	\$ -	\$ 395,014
NET CHANGE IN FUND BALANCE	\$ (2,588,063)	\$ -	\$ 3,688,905	\$ (51,968)	\$ 1,048,874
FUND BALANCE, BEGINNING OF YEAR					
	9,119,156	-	(777,838)	355,854	8,697,172
FUND BALANCE, END OF YEAR	\$ 6,531,093	\$ -	\$ 2,911,067	\$ 303,886	\$ 9,746,046

(See accompanying notes to financial statements)

HOLLEY CENTRAL SCHOOL DISTRICT, NEW YORK
Reconciliation of Governmental Funds Statement of Revenues, Expenditures, and Changes in
Fund Balances of Governmental Funds to Statement of Activities
For The Year Ended June 30, 2023

NET CHANGE IN FUND BALANCES -
TOTAL GOVERNMENTAL FUNDS

\$ 1,048,874

Amounts reported for governmental activities in the Statement of Activities are different because:

Governmental funds report capital outlays as expenditures. However, in the Statement of Activities the cost of those assets is allocated over their estimated useful lives and reported as depreciation expense. The following are the amounts by which capital outlays and additions of assets in excess depreciation in the current period:

Capital Outlay	\$ 1,015,033	
Additions to Assets, Net	602,095	
Depreciation and Amortization	<u>(2,659,421)</u>	
		(1,042,293)

Bond proceeds provide current financial resources to governmental funds, but issuing debt increases long-term obligations in the Statement of Net Position. Repayment of bond principal is an expenditure in the governmental funds, but the repayment reduces long-term obligations in the Statement of Net Position. The following details these items as they effect the governmental activities:

Debt Repayments	\$ 2,228,054	
Proceeds from BAN Redemption	(297,600)	
Proceeds from Lease Issuance	<u>(97,414)</u>	
		1,833,040

In the Statement of Activities, interest is accrued on outstanding bonds, whereas in governmental funds, an interest expenditure is reported when due. (12,718)

The net OPEB liability does not require the use of current financial resources and, therefore, is not reported as an expenditure in the governmental funds. 63,984

(Increase) decrease in proportionate share of net pension asset/liability reported in the Statement of Activities do not provide for or require the use of current financial resources and therefore are not reported as revenues or expenditures in the governmental funds

Teachers' Retirement System	(334,134)
Employees' Retirement System	(275,773)

In the Statement of Activities, vacation pay, teachers' retirement incentive and judgments and claims are measured by the amount accrued during the year. In the governmental funds, expenditures for these items are measured by the amount actually paid. The following provides the differences of these items as presented in the governmental activities:

Compensated Absences	<u>401,250</u>
----------------------	----------------

CHANGE IN NET POSITION OF GOVERNMENTAL ACTIVITIES

\$ 1,682,230

HOLLEY CENTRAL SCHOOL DISTRICT, NEW YORK

Statement of Fiduciary Net Position

June 30, 2023

	<u>Custodial Funds</u>
ASSETS	
Cash and cash equivalents	\$ 75,839
TOTAL ASSETS	\$ 75,839
NET POSITION	
Restricted for individuals, organizations and other governments	\$ 75,839
TOTAL NET POSITION	\$ 75,839

Statement of Changes in Fiduciary Net Position

For The Year Ended June 30, 2023

	<u>Custodial Funds</u>
ADDITIONS	
Library taxes	\$ 194,966
Student activity	74,307
TOTAL ADDITIONS	\$ 269,273
DEDUCTIONS	
Library taxes	\$ 194,966
Student activity	68,773
TOTAL DEDUCTIONS	\$ 263,739
CHANGE IN NET POSITION	\$ 5,534
NET POSITION, BEGINNING OF YEAR	70,305
NET POSITION, END OF YEAR	\$ 75,839

HOLLEY CENTRAL SCHOOL DISTRICT, NEW YORK

Notes To The Basic Financial Statements

June 30, 2023

I. Summary of Significant Accounting Policies

The financial statements of the Holley Central School District, New York (the District) have been prepared in conformity with generally accepted accounting principles (GAAP) as applied to government units. The Governmental Accounting Standards Board (GASB) is the accepted standard setting body for establishing governmental accounting and financial reporting principles. The more significant of the District's accounting policies are described below.

A. Reporting Entity

The Holley Central School District is governed by the laws of New York State. The District is an independent entity governed by an elected Board of Education consisting of seven members. The President of the Board serves as the chief fiscal officer and the Superintendent is the chief executive officer. The Board is responsible for, and controls all activities related to public school education within the District. Board members have authority to make decisions, power to appoint management, and primary accountability for all fiscal matters.

The reporting entity of the District is based upon criteria set forth by GASB Statement 14, *The Financial Reporting Entity*, as amended by GASB Statement 39, *Component Units* and GASB Statement No. 61, *The Financial Reporting Entity*. The financial reporting entity consists of the primary government, organizations for which the primary government is financially accountable and other organizations for which the nature and significance of their relationship with the primary government are such that exclusion would cause the reporting entity's financial statements to be misleading or incomplete.

The District is not a component unit of another reporting entity. The decision to include a potential component unit in the District's reporting entity is based on several criteria including legal standing, fiscal dependency, and financial accountability. Based on the application of these criteria, the following is a brief review of certain entities included in the District's reporting entity.

1. Extraclassroom Activity Funds

The extraclassroom activity funds of the District represent funds of the students of the District. The Board of Education exercises general oversight of these funds. The extraclassroom activity funds are independent of the District with respect to its financial transactions, and the designation of student management. Separate audited financial statements (cash basis) of the extraclassroom activity funds can be found at the District's business office. The District accounts for assets held as an agency for various student organizations in an agency fund.

B. Joint Venture

The District is a component of the Monroe II BOCES. The BOCES is a voluntary, cooperative association of school districts in a geographic area that shares planning, services, and programs which provide educational and support activities. There is no authority or process by which a school district can terminate its status as a BOCES component.

(I.) (Continued)

BOCES are organized under §1950 of the New York State Education Law. A BOCES Board is considered a corporate body. Members of a BOCES Board are nominated and elected by their component member boards in accordance with provisions of §1950 of the New York State Education Law. All BOCES property is held by the BOCES Board as a corporation (§1950(6)). In addition, BOCES Boards also are considered municipal corporations to permit them to contract with other municipalities on a cooperative basis under §119-n(a) of the New York State General Municipal Law.

A BOCES' budget is comprised of separate budgets for administrative, program, and capital costs. Each component school district's share of administrative and capital cost is determined by resident public school district enrollment as defined in Education Law, Section 1950(4)(b)(7). In addition, component districts pay tuition or a service fee for programs in which its students participate.

During the year, the District was billed \$4,254,287 for BOCES administrative and program costs.

The District's share of BOCES aid amounted to \$1,378,749.

Financial statements for the BOCES are available from the BOCES administrative office.

C. Basis of Presentation

1. Districtwide Statements

The Statement of Net Position and the Statement of Activities present financial information about the District's governmental activities. These statements include the financial activities of the overall government in its entirety, except those that are fiduciary. Eliminations have been made to minimize the double counting of internal transactions. Governmental activities generally are financed through taxes, state aid, intergovernmental revenues, and other exchange and non-exchange transactions. Operating grants include operating-specific and discretionary (either operating or capital) grants, while the capital grants column reflects capital specific grants.

The Statement of Activities presents a comparison between program expenses and revenues for each function of the District's governmental activities. Direct expenses are those that are specifically associated with and are clearly identifiable to a particular function. Indirect expenses, principally employee benefits, are allocated to functional areas in proportion to the payroll expended for those areas. Program revenues include charges paid by the recipients of goods or services offered by the programs, and grants and contributions that are restricted to meeting the operational or capital requirements of a particular program. Revenues that are not classified as program revenues, including all taxes, are presented as general revenues.

2. Fund Statements

The fund statements provide information about the District's funds, including fiduciary funds. Separate statements for each fund category (governmental and fiduciary) are presented. The emphasis of fund financial statements is on major governmental funds, each displayed in a separate column. All remaining governmental funds are aggregated and reported as nonmajor funds.

(I.) (Continued)

The District reports the following governmental funds:

a. **Major Governmental Funds**

General Fund - This is the District's primary operating fund. It accounts for all financial transactions that are not required to be accounted for in another fund.

Capital Projects Fund - Used to account for the acquisition construction or major repair of capital facilities and bus purchases.

Special Aid Fund - This fund accounts for the proceeds of specific revenue sources, such as federal and state grants, that are legally restricted to expenditures for specified purposes. These legal restrictions may be imposed either by governments that provide the funds, or by outside parties.

b. **Nonmajor Governmental** - The other funds which are not considered major are aggregated and reported as nonmajor governmental funds as follows:

School Lunch Fund - Used to account for transactions of the District's lunch, breakfast and milk programs.

Miscellaneous Special Revenue Fund – used to account for and report those revenues that are restricted or committed to expenditures for specified purposes.

c. **Fiduciary** - Fiduciary activities are those in which the District acts as trustee or agent for resources that belong to others. These activities are not included in the District-wide financial statements, because their resources do not belong to the District, and are not available to be used.

Custodial Funds - These funds are strictly custodial in nature and do not involve the measurement of results of operations. Assets are held by the District as agent for various student groups or extraclassroom activity funds.

D. **Measurement Focus and Basis of Accounting**

Accounting and financial reporting treatment is determined by the applicable measurement focus and basis of accounting. Measurement focus indicates the type of resources being measured such as current financial resources or economic resources. The basis of accounting indicates the timing of transactions or events for recognition in the financial statements.

The District-Wide and fiduciary fund financial statements are reported using the economic resources measurement focus and the accrual basis of accounting. Revenues are recorded when earned and expenses are recorded at the time liabilities are incurred, regardless of when the related cash transaction takes place. Nonexchange transactions, in which the District gives or receives value without directly receiving or giving equal value in exchange, include property taxes, grants and donations. On an accrual basis revenue from property taxes is recognized in the fiscal year for which the taxes are levied. Revenue from grants and donations is recognized in the fiscal year in which all eligibility requirements have been satisfied.

(I.) (Continued)

The fund financial statements are reported using the current financial resources measurement focus and the modified accrual basis of accounting. Under this method, revenues are recognized when measurable and available. The District considers all revenues reported in the governmental funds to be available if the revenues are collected within one year after the end of the fiscal year.

Expenditures are recorded when the related fund liability is incurred, except for principal and interest on general long-term debt, claims and judgments, and compensated absences, which are recognized as expenditures to the extent they have matured. General capital asset acquisitions are reported as expenditures in governmental funds. Proceeds of general long-term debt and acquisitions under capital leases are reported as other financing sources.

E. Property Taxes

Real property taxes are levied annually by the Board of Education no later than September 1, and become a lien on August 15, 2022. Taxes are collected during the period September 1 to October 31, 2022.

Uncollected real property taxes are subsequently enforced by the Counties in which the District is located. The Counties pay an amount representing uncollected real property taxes transmitted to the Counties for enforcement to the District no later than the following April 1.

F. Restricted Resources

When an expense is incurred for purposes for which both restricted and unrestricted net position are available, the District's policy concerning which to apply first varies with the intended use, and with associated legal requirements, many of which are described elsewhere in these notes.

G. Interfund Transactions

The operations of the District include transactions between funds. These transactions may be temporary in nature, such as with interfund borrowing. The District typically loans resources between funds for the purpose of providing cash flow. These interfund receivables and payables are expected to be repaid within one year. Permanent transfers of funds include the transfer of expenditures and revenues to provide financing or other services.

In the District-wide statements, the amounts reported on the Statement of Net Position for interfund receivables and payables represent amounts due between different fund types (governmental activities and fiduciary funds). Eliminations have been made for all interfund receivables and payables between the funds.

The governmental funds report all interfund transactions as originally recorded. Interfund receivables and payables may be netted on the accompanying governmental funds balance sheet when it is the District's practice to settle these amounts at a net balance based upon the right of legal offset.

Refer to Note VI for a detailed disclosure by individual fund for interfund receivables, payables, expenditures, and revenues activity.

(I.) (Continued)

H. Estimates

The preparation of financial statements in conformity with accounting principles generally accepted in the United States of America requires management to make estimates and assumptions that affect the reported amount of assets, deferred outflows of resources, liabilities, and deferred inflows of resources and disclosure of contingent assets and liabilities at the date of the financial statements and the reported revenues and expenses/expenditures during the reporting period. Actual results could differ from those estimates. Estimates and assumptions are made in a variety of areas, including computation of encumbrances, compensated absences, potential contingent liabilities, and useful lives of long-lived assets.

I. Cash and Cash Equivalents

The District's cash and cash equivalents consist of cash on hand, demand deposits, and short-term investments with original maturities of three months or less from the date of acquisition.

New York State Law governs the District's investment policies. Resources must be deposited in FDIC-insured commercial banks or trust companies located within the State. Permissible investments include obligations of the United States Treasury, United States Agencies, repurchase agreements and obligations of New York State or its localities.

Collateral is required for demand and time deposits and certificates of deposit not covered by FDIC insurance. Obligations that may be pledged as collateral are obligations of the United States and its agencies and obligations of the State and its municipalities and Districts.

J. Receivables

Receivables are shown net of an allowance for uncollectible accounts, when applicable. No allowance for uncollectible accounts has been provided since it is believed that such allowance would not be material.

In addition, the District will report a receivable relating to a lease arrangement. The receivable is recorded at the present value of the future payments and recognized over the life of the lease.

K. Inventory and Prepaid Items

Inventories of food and/or supplies for school lunch are recorded at cost on a first-in, first-out basis or, in the case of surplus food, at stated value which approximates market. Purchases of inventoriable items in other funds are recorded as expenditures at the time of purchase, and are considered immaterial in amount.

Prepaid items represent payments made by the District for which benefits extend beyond year end. These payments to vendors reflect costs applicable to future accounting periods and are recorded as prepaid items in both the District-wide and fund financial statements. These items are reported as assets on the statement of net position or balance sheet using the consumption method. A current asset for the prepaid amounts is recorded at the time of purchase and an expense/expenditure is reported in the year the goods or services are consumed.

(I.) (Continued)

A non-spendable fund balance for these non-liquid assets (inventories and prepaid items) has been recognized to signify that a portion of fund balance is not available for other subsequent expenditures.

L. Capital Assets

In the District-wide financial statements, capital assets are accounted for at historical cost or estimated historical cost if actual is unavailable, except for donated capital assets which are recorded at their acquisition value at the date of donation.

Depreciation of all exhaustible capital assets is recorded as an allocated expense in the Statement of Activities, with accumulated depreciation reflected in the Statement of Net Position. Depreciation is provided over the assets' estimated useful lives using the straight-line method of depreciation. A capitalization threshold of \$5,000 is used to report capital assets. The range of estimated useful lives by type of assets is as follows:

<u>Class</u>	<u>Capitalization Threshold</u>	<u>Depreciation Method</u>	<u>Estimated Useful Life</u>
Buildings	\$ 50,000	SL	15-50 Years
Machinery and Equipment	\$ 5,000	SL	5-25 Years

The investment in infrastructure type assets have not been segregated for reporting purposes since all costs associated with capital projects are consolidated and reported as additions to buildings and improvements.

M. Right To Use Assets

The District-wide financial statements, right-to-use-assets are reported within the major class of the underlying asset and valued at the future minimum lease payment. Amortization is 5 years based on the contract terms and/or estimated replacement of the assets.

N. Unearned Revenue

The District reports unearned revenues on its Statement of Net Position and its Balance Sheet. On the Statement of Net Position, unearned revenue arises when resources are received by the District before it has legal claim to them, as when grant monies are received prior to incurrence of qualifying expenditures. In subsequent periods, when the District has legal claim to resources, the liability for unearned revenue is removed and revenue is recognized.

O. Deferred Outflows and Inflows of Resources

In addition to assets, the Statement of Net Position will sometimes report a separate section for deferred outflows of resources. This separate financial statement element, *deferred outflows of resources*, represents a consumption of net position that applies to a future period and so will not be recognized as an outflow of resources (expenses/expenditure) until then.

(I.) (Continued)

In addition to liabilities, the statement of net position will sometimes report a separate section for deferred inflows of resources. This separate financial statement element, *deferred inflows of resources*, represents an acquisition of net position that applies to a future period(s) and so will not be recognized as an inflow of resources (revenue) until that time.

P. Vested Employee Benefits

1. Compensated Absences

Compensated absences consist of unpaid accumulated annual sick leave, vacation, and sabbatical time.

Sick leave eligibility and accumulation is specified in negotiated labor contracts, and in individual employment contracts. Upon retirement, resignation or death, employees may contractually receive a payment based on unused accumulated sick leave.

The District employees are granted vacation in varying amounts, based primarily on length of service and service position. Some earned benefits may be forfeited if not taken within varying time periods.

Consistent with GASB Statement 16, Accounting for Compensated Absences, the liability has been calculated using the vesting/termination method and an accrual for that liability is included in the District-wide financial statements. The compensated absences liability is calculated based on the pay rates in effect at year end.

In the funds statements only the amount of matured liabilities is accrued within the General Fund based upon expendable and available financial resources. These amounts are expensed on a pay-as-you-go basis.

Q. Other Benefits

District employees participate in the New York State Employees' Retirement System and the New York State Teachers' Retirement System.

In addition to providing pension benefits, the District provides post-employment health coverage to retired employees in accordance with the provision of various employment contracts in effect at the time of retirement. Substantially all of the District's employees may become eligible for these benefits if they reach normal retirement age while working for the District. Health care benefits are provided through plans whose premiums are based on the benefits paid during the year. The cost of providing post-retirement benefits may be shared between the District and the retired employee. The District recognizes the cost of providing health insurance by recording its share of insurance premiums as an expenditure.

R. Short-Term Debt

The District may issue Bond Anticipation Notes (BAN), in anticipation of proceeds from the subsequent sale of bonds. These notes are recorded as current liabilities of the funds that will actually receive the proceeds from the issuance of bonds. State law requires that a BAN issued for capital purposes be converted to long-term financing within five years after the original issue date.

(I.) (Continued)

S. Accrued Liabilities and Long-Term Obligations

Payables, accrued liabilities, and long-term obligations are reported in the district-wide financial statements. In the governmental funds, payables and accrued liabilities are paid in a timely manner and in full from current financial resources. Claims and judgments, other postemployment benefits payable and compensated absences that will be paid from governmental funds are reported as a liability in the funds financial statements only to the extent that they are due for payment in the current year. Bonds and other long-term obligations that will be paid from governmental funds are recognized as a liability in the fund financial statements when due.

Long-term obligations represent the District's future obligations or future economic outflows. The liabilities are reported as due in one year or due within more than one year in the Statement of Net Position.

T. Equity Classifications

1. District-Wide Statements

In the District-wide statements there are three classes of net position:

- a. Net Investment in Capital Assets** - consists of net capital assets (cost less accumulated depreciation) reduced by outstanding balances of related debt obligations from the acquisition, constructions or improvements of those assets.
- b. Restricted Net Position** - reports net position when constraints placed on the assets or deferred outflows of resources are either externally imposed by creditors (such as through debt covenants), grantors, contributors, or laws or regulations of other governments, or imposed by law through constitutional provisions or enabling legislation.

On the Statement of Net Position the following balances represent the restricted for other purposes:

	<u>Total</u>
Workers' Compensation	\$ 517,105
Unemployment Costs	352,023
Repair	275,049
Debt	366,622
Employee Benefit Accrued Liability	129,717
Scholarships	<u>53,510</u>
Total Net Position - Restricted for Other Purposes	<u><u>\$ 1,694,026</u></u>

- c. Unrestricted Net Position** - reports the balance of net position that does not meet the definition of the above two classifications . The reported deficit of \$2,112,343 at year end is the result of full implantation of GASB #75 regarding retiree health obligations and the New York State Pension system unfunded pension obligation.

2. **Fund Statements**

In the fund basis statements there are five classifications of fund balance:

a. **Nonspendable Fund Balance** – Includes amounts that cannot be spent because they are either not in spendable form or legally or contractually required to be maintained intact. Nonspendable fund balance includes \$23,417 in Inventory in School Lunch.

b. **Restricted Fund Balances** – Includes amounts with constraints placed on the use of resources either externally imposed by creditors, grantors, contributors, or laws or regulations of other governments; or imposed by law through constitutional provisions or enabling legislation. All encumbrances of funds other than the general fund are classified as restricted fund balance. The District has established the following restricted fund balances:

Capital Reserve - According to Education Law §3651, must be used to pay the cost of any object or purpose for which bonds may be issued. The creation of a capital reserve fund requires authorization by a majority of the voters establishing the purpose of the reserve; the ultimate amount, its probable term and the source of the funds. Expenditures may be made from the reserve only for a specific purpose further authorized by the voters. The form for required legal notice for the vote on establishing and funding the reserve and the form of the proposition to be placed on the ballot are set forth in §3651 of the Education Law. The Reserve is accounted for in the General Fund under restricted fund balance. Year end balances are as follows:

	<u>Maximum</u>	<u>Total Funding</u>	<u>Total</u>
<u>Name of Reserve</u>	<u>Funding</u>	<u>Provided</u>	<u>Year to Date</u>
2022 Capital Improvement Reserve	\$ 6,000,000	\$ 4,700,000	\$ 772,505

Employee Benefit Accrued Liability Reserve - According to General Municipal Law §6-p, must be used for the payment of accrued employee benefits due to an employee upon termination of the employee's service. This reserve may be established by a majority vote of the Board, and is funded by budgetary appropriations and such other reserves and funds that may be legally appropriated.

Insurance Reserve - According to General Municipal Law §6-n, must be used to pay liability, casualty and other types of losses, except losses incurred for which the following types of insurance may be purchased: life, accident, health, annuities, fidelity and surety, credit, title residual value and mortgage guarantee. In addition, this reserve may not be used for any purpose for which a special reserve may be established pursuant to law (for example, for unemployment compensation insurance). The reserve may be established by Board action, and funded by budgetary appropriation, or such other funds as may be legally appropriated. There is no limit on the amount that may be accumulated in the Insurance Reserve, however, the annual contribution to this reserve may not exceed the greater of \$33,000 or 5% of the budget. Settled or compromised claims up to \$25,000 may be paid from the reserve without judicial approval.

(I.) (Continued)

Repair Reserve - According to General Municipal Law §6-d, must be used to pay the cost of repairs to capital improvements or equipment, which repairs are of a type not recurring annually. The Board of Education, without voter approval, may establish a repair reserve fund by a majority vote of its members. Voter approval is required to fund this reserve (Opinion of the New York State Comptroller 81-401). Expenditures from this reserve may be made only after a public hearing has been held, except in emergency situations. If no hearing is held, the amount expended must be repaid to the reserve fund over the next two subsequent fiscal years.

Tax Certiorari Reserve - According to General Municipal Law §3651.1-a, must be used to establish a reserve fund for tax certiorari claims and to expend from the fund without voter approval. The monies held in the reserve shall not exceed the amount which might reasonably be deemed necessary to meet anticipated judgments and claims arising out of tax certiorari proceedings. Any resources deposited to the reserve which are not expended for tax certiorari proceeding in the year such monies are deposited must be returned to the General Fund on or before the first day of the fourth fiscal year after deposit of these monies.

Unemployment Insurance Reserve - According to General Municipal Law §6-m, must be used to pay the cost of reimbursement to the State Unemployment Insurance Fund for payments made to claimants where the employer has elected to use the benefit reimbursement method. The reserve may be established by Board action and is funded by budgetary appropriations and such other funds as may be legally appropriated. Within sixty days after the end of any fiscal year, excess amounts may either be transferred to another reserve or the excess applied to the appropriations of the next succeeding fiscal year's budget. If the District elects to convert to tax (contribution) basis, excess resources in the fund over the sum sufficient to pay pending claims may be transferred to any other reserve fund.

Workers' Compensation Reserve - According to General Municipal Law §6-j, must be used to pay for compensation benefits and other expenses authorized by Article 2 of the Workers' Compensation Law, and for payment of expenses of administering this self-insurance program. The reserve may be established by Board action, and is funded by budgetary appropriations and such other funds as may be legally appropriated. Within sixty days after the end of any fiscal year, excess amounts may either be transferred to another reserve or the excess applied to the appropriations of the next succeeding fiscal year's budget.

Reserve for Debt Service - According to General Municipal Law §6-1, the Reserve for Debt Service must be established for the purpose of retiring the outstanding obligations upon the sale of District property or capital improvement that was financed by obligations that remain outstanding at the time of the sale. Also, earnings on project monies invested together with unused proceeds are reported here.

(I.) (Continued)

Retirement Contribution Reserve - According to General Municipal Law §6-r, must be used financing retirement contributions. The reserve must be accounted for separate and apart from all other funds and a detailed report of the operation and condition of the fund must be provided to the Board.

Teachers' Retirement Reserve – General Municipal Law §6r was amended to include a Teachers' Retirement Reserve (TRS) sub-fund. The reserve has an annual funding limit of 2% of the prior year TRS salaries and a maximum cumulative total balance of 10% of the previous year's TRS salary.

Encumbrances - Encumbrance accounting, under which purchase orders, contracts and other commitments of expenditures are recorded for budgetary control purposes in order to reserve applicable appropriations, is employed as a control in preventing over-expenditure of established appropriations. Open encumbrances are reported as restricted fund balance in all funds other than the General Fund and the School Lunch Fund, since they do not constitute expenditures or liabilities and will be honored through budget appropriations in the subsequent year.

Restricted fund balances include the following:

	<u>Total</u>
<u>General Fund -</u>	
Workers' Compensation	\$ 517,105
Unemployment Costs	352,023
Retirement Contribution - ERS	1,718,579
Retirement Contribution - TRS	656,866
Repair	275,049
Debt	366,622
Capital Reserves	772,505
Employee Benefit Accrued Liability	129,717
<u>Capital Fund -</u>	
Capital Projects	3,451,568
<u>Miscellaneous Special Revenue Fund -</u>	
Scholarships	53,510
Total Restricted Fund Balance	<u>\$ 8,293,544</u>

- c. **Committed** - Includes amounts that can only be used for the specific purposes pursuant to constraints imposed by formal action of the school districts highest level of decision making authority, i.e., the Board of Education. The District has no committed fund balances as of June 30, 2023.

(I.) (Continued)

d. **Assigned Fund Balance** – Includes amounts that are constrained by the District’s intent to be used for specific purposes, but are neither restricted nor committed. All encumbrances of the General Fund are classified as assigned fund balance. Encumbrances represent purchase commitments made by the District’s purchasing agent through their authorization of a purchase order prior to year-end. The District assignment is based on the functional level of expenditures.

Management has determined significant encumbrances for the General Fund to be \$38,500, the Special Aid Fund to be \$3,200, and the Capital Projects Fund to be \$4,900.

<u>General Fund -</u>	
General Support	\$ 61,095
<u>Capital Projects Fund -</u>	
Capital Improvements	\$ 187,689
Bus Purchases	\$ 257,277
<u>Special Aid Fund -</u>	
Instructional	\$ 145,055
General Support	\$ 22,630

Assigned fund balances include the following:

	<u>Total</u>
General Fund - Encumbrances	\$ 85,827
General Fund - Appropriated for Taxes	500,000
School Lunch Fund - Year End Equity	226,959
Total Assigned Fund Balance	<u>\$ 812,786</u>

e. **Unassigned Fund Balance** – Includes all other general fund amounts that do not meet the definition of the above four classifications and are deemed to be available for general use by the school district and could report a surplus or deficit. In funds other than the general fund, the unassigned classification is used to report a deficit fund balance resulting from overspending for specific purposes for which amounts had been restricted or assigned.

3. **Order of Use of Fund Balance**

The District’s policy is to apply expenditures against nonspendable fund balance, restricted fund balance, committed fund balance, assigned fund balance, and unassigned fund balance at the end of the fiscal year. For all funds, nonspendable fund balances are determined first and then restricted fund balances for specific purposes are determined. Any remaining fund balance amounts for funds other than the general fund are classified as restricted fund balance. In the general fund, the remaining amounts are reported as unassigned. Assignments of fund balance cannot cause a negative unassigned fund balance.

(I.) (Continued)

U. New Accounting Standards

The District has adopted all current Statements of the Governmental Accounting Standards Board (GASB) that are applicable. At June 30, 2023, the District implemented the following new standards issued by GASB:

GASB has issued Statement No. 91, *Conduit Debt Obligations*.

GASB has issued Statement No. 93, *Replacement of Interbank Offered Rates, Paragraph 11b*.

GASB has issued Statement No. 96, *Subscription Based Information Technology*.

GASB has issued Statement No. 99, *Omnibus 2022 (leases, PPPs, and SBITAs)*.

V. Future Changes in Accounting Standards

GASB has issued Statement No. 100, *Accounting for Changes and Error Corrections-an Amendment of GASB Statement No. 62*, which will be effective for reporting periods beginning after June 15, 2023.

GASB has issued Statement No. 101, *Compensated Absences*, which will be effective for reporting periods beginning after December 15, 2023.

The District will evaluate the impact each of these pronouncements may have on its financial statements and will implement them as applicable and when material.

II. Changes in Accounting Principles

For the year ended June 30, 2023, the District implemented GASB Statement No. 96, *Subscription Based Information Technology Arrangements (SBITA)*. The implementation of the statement changes the reporting for SBITAs. There was no financial statement impact for the implementation of the Statement.

III. Stewardship, Compliance and Accountability

By its nature as a local government unit, the District is subject to various federal, state and local laws and contractual regulations. An analysis of the District's compliance with significant laws and regulations and demonstration of its stewardship over District resources follows.

A. Budgets

The District administration prepares a proposed budget for approval by the Board of Education for the General Fund.

The voters of the District approved the proposed appropriation budget.

(III.) (Continued)

Appropriations established by adoption of the budget constitute a limitation on expenditures (and encumbrances) which may be incurred. Appropriations lapse at the end of the fiscal year unless expended or encumbered. Encumbrances will lapse if not expended in the subsequent year. Appropriations authorized for the current year are increased by the planned use of specific reserves, and budget amendments approved by the Board of Education as a result of selected new revenue sources not included in the original budget (when permitted by law). These supplemental appropriations may occur subject to legal restriction, if the Board approves them because of a need which exists which was not determined at the time the budget was adopted. During the 2022-23 fiscal year, the budget was amended \$69,147 for carryover encumbrances from the prior year, \$12,160 for insurance recoveries, and \$4,000,000 for a voter approved transfer to capital project.

Budgets are adopted annually on a basis consistent with GAAP. Appropriations authorized for the year are increased by the amount of encumbrances carried forward from the prior year.

Budgets are established and used for individual capital projects fund expenditures as approved by a special referendum of the District's voters. The maximum project amount authorized is based primarily upon the cost of the project, plus any requirements for external borrowings, not annual appropriations. These budgets do not lapse and are carried over to subsequent fiscal years until the completion of the projects.

B. Encumbrances

Encumbrance accounting is used for budget control and monitoring purposes and is reported as a part of the governmental funds. Under this method, purchase orders, contracts, and other commitments for the expenditure of monies are recorded to reserve applicable appropriations. Outstanding encumbrances as of year-end are presented as reservations of fund balance and do not represent expenditures or liabilities. These commitments will be honored in the subsequent period. Related expenditures are recognized at that time, as the liability is incurred or the commitment is paid.

C. Deficit Unassigned Fund Balance – Capital Projects Fund

The Capital Projects Fund had a deficit unassigned fund balance of \$540,501 at June 30, 2023, which is a result of bond anticipation notes which are used as a temporary means of financing capital projects. These proceeds are not recognized as revenue but merely serve to provide cash to meet expenditures. This results in the creation of a fund deficit which will remain until the notes are replaced by permanent financing (i.e., bonds, grants-in-aid, or redemption from current appropriations).

IV. Cash and Cash Equivalents

Credit risk: In compliance with the State Law, District investments are limited to obligations of the United States of America, obligations guaranteed by agencies of the United States of America where the payment of principal and interest are guaranteed by the United States of America, obligations of the State, time deposit accounts and certificates of deposit issued by a bank or trust company located in, and authorized to do business in, the State, and obligations issued by other municipalities and authorities within the State.

Concentration of Credit risk: To promote competition in rates and service cost, and to limit the risk of institutional failure, District deposits and investments are placed with multiple institutions. The District's investment policy limits the amounts that may be deposited with any one financial institution.

(IV.) (Continued)

Interest rate risk: The District has an investment policy that limits investment maturities as a means of managing its exposure to fair value losses arising from rising interest rates

The District's aggregate bank balances (disclosed in the financial statements), included balances not covered by depository insurance at year end, collateralized as follows:

Uncollateralized	\$ -
Collateralized within Trust Department or Agent	9,534,860
Total	\$ 9,534,860

Restricted cash represents cash where use is limited by legal requirements. These assets represent amounts required by statute to be reserved for various purposes. Restricted cash as of year-end includes \$8,326,109 within the governmental funds and \$75,839 in the fiduciary funds.

V. Receivables

Receivables at June 30, 2023 for individual major funds and nonmajor funds, including the applicable allowances for uncollectible accounts, are as follows:

<u>Description</u>	<u>Governmental Activities</u>				<u>Total</u>
	<u>General Fund</u>	<u>Special Aid Fund</u>	<u>Capital Projects Fund</u>	<u>Non-Major Funds</u>	
Accounts Receivable	\$ 51,810	\$ -	\$ -	\$ -	\$ 51,810
Due From State and Federal	439,775	638,847	318,574	41,152	1,438,348
Due From Other Governments	672,210	-	-	-	672,210
Total Receivables	\$ 1,163,795	\$ 638,847	\$ 318,574	\$ 41,152	\$ 2,162,368

District management has deemed the amounts to be fully collectible.

VI. Interfund Receivables, Payables, Revenues and Expenditures

Interfund Receivables, Payables, Revenues and Expenditures at June 30, 2023 were as follows:

	<u>Interfund</u>			
	<u>Receivables</u>	<u>Payables</u>	<u>Revenues</u>	<u>Expenditures</u>
General Fund	\$ 1,119,408	\$ 31,539	\$ -	\$ 4,031,031
Special Aid Fund	31,099	787,685	31,031	-
Capital Projects Fund	-	433,822	4,000,000	-
Non Major Funds	102,539	-	-	-
Total	\$ 1,253,046	\$ 1,253,046	\$ 4,031,031	\$ 4,031,031

(VI.) (Continued)

Interfund receivables and payables between governmental activities are eliminated on the Statement of Net Position. The District typically loans resources between funds for the purpose of mitigating the effects of transient cash flow issues. All interfund payables are not necessarily expected to be repaid within one year.

Transfers are used to finance certain special aid programs, support capital project expenditures, school lunch programs and debt service expenditures.

VII. Capital Assets and Lease Assets

A. Capital Assets

Capital asset balances and activity were as follows:

Type	Balance 7/1/2022	Additions	Deletions	Balance 6/30/2023
<u>Governmental Activities:</u>				
<u>Capital Assets that are not Depreciated -</u>				
Land	\$ 137,000	\$ -	\$ -	\$ 137,000
Work in progress	49,880	1,015,033	299,502	765,411
<i>Total Nondepreciable</i>	<u>\$ 186,880</u>	<u>\$ 1,015,033</u>	<u>\$ 299,502</u>	<u>\$ 902,411</u>
<u>Capital Assets that are Depreciated -</u>				
Buildings and Improvements	\$ 54,802,144	\$ 170,186	\$ -	\$ 54,972,330
Machinery and equipment	5,977,953	284,216	416,817	5,845,352
<i>Total Depreciated Assets</i>	<u>\$ 60,780,097</u>	<u>\$ 454,402</u>	<u>\$ 416,817</u>	<u>\$ 60,817,682</u>
<u>Less Accumulated Depreciation -</u>				
Buildings and Improvements	\$ 24,624,031	\$ 1,911,084	\$ -	\$ 26,535,115
Machinery and equipment	3,823,884	418,462	437,966	3,804,380
<i>Total Accumulated Depreciation</i>	<u>\$ 28,447,915</u>	<u>\$ 2,329,546</u>	<u>\$ 437,966</u>	<u>\$ 30,339,495</u>
<i>Total Capital Assets Depreciated, Net of Accumulated Depreciation</i>	<u>\$ 32,332,182</u>	<u>\$ (1,875,144)</u>	<u>\$ (21,149)</u>	<u>\$ 30,478,187</u>
Total Capital Assets	<u>\$ 32,519,062</u>	<u>\$ (860,111)</u>	<u>\$ 278,353</u>	<u>\$ 31,380,598</u>

B. Lease Assets

A summary of the lease asset activity during the year ended June 30, 2023 is as follows:

Type	Balance 7/1/2022	Additions	Deletions	Balance 6/30/2023
<u>Lease Assets:</u>				
Equipment	\$ 1,555,232	\$ 426,046	\$ 358,646	\$ 1,622,632
<i>Total Lease Assets</i>	<u>\$ 1,555,232</u>	<u>\$ 426,046</u>	<u>\$ 358,646</u>	<u>\$ 1,622,632</u>
<u>Less Accumulated Amortization -</u>				
Equipment	\$ 890,458	\$ 329,875	\$ 358,646	\$ 861,687
<i>Total Accumulated Amortization</i>	<u>\$ 890,458</u>	<u>\$ 329,875</u>	<u>\$ 358,646</u>	<u>\$ 861,687</u>
<i>Total Lease Assets, Net</i>	<u>\$ 664,774</u>	<u>\$ 96,171</u>	<u>\$ -</u>	<u>\$ 760,945</u>

(VII.) (Continued)

C. Other capital assets (net depreciation and amortization):

Depreciated Capital Assets, net	\$ 30,478,187
Amortized Lease Assets, net	760,945
Total Other Capital Assets, net	<u>\$ 31,239,132</u>

D. Depreciation/Amortization expense for the period was charged to functions/programs as follows:

<u>Governmental Activities:</u>	<u>Depreciation</u>	<u>Amortization</u>	<u>Total</u>
General Government Support	\$ 227,115	\$ -	\$ 227,115
Instruction	1,815,670	329,875	2,145,545
Pupil Transportation	278,965	-	278,965
School Lunch	7,796	-	7,796
Total Depreciation and Amortization Expense	<u>\$ 2,329,546</u>	<u>\$ 329,875</u>	<u>\$ 2,659,421</u>

VIII. **Short-Term Debt**

Transactions in short-term debt for the year are summarized below:

	<u>Maturity</u>	<u>Interest Rate</u>	<u>Balance 7/1/2022</u>	<u>Additions</u>	<u>Deletions</u>	<u>Balance 6/30/2023</u>
BAN	2023	3.00%	\$ -	\$ 892,200	\$ -	\$ 892,200
BAN	2022	0.28%	855,800	-	855,800	-
Total Short-Term Debt			<u>\$ 855,800</u>	<u>\$ 892,200</u>	<u>\$ 855,800</u>	<u>\$ 892,200</u>

A summary of the short-term interest expense for the year is as follows:

Interest Paid	\$ 2,390
Plus: Interest Accrued in the Current Year	23,718
Total Short-Term Interest Expense	<u>\$ 26,108</u>

IX. Long-Term Debt Obligations

Long-term liability balances and activity for the year are summarized below:

	<u>Balance 7/1/2022</u>	<u>Additions</u>	<u>Deletions</u>	<u>Balance 6/30/2023</u>	<u>Due Within One Year</u>
<u>Governmental Activities:</u>					
<u>Bonds and Notes Payable -</u>					
Serial Bonds	\$ 15,705,000	\$ -	\$ 1,915,000	\$ 13,790,000	\$ 1,990,000
Lease Liability	10,740	97,414	15,454	92,700	18,854
Total Bonds and Notes Payable	\$ 15,715,740	\$ 97,414	\$ 1,930,454	\$ 13,882,700	\$ 2,008,854
<u>Other Liabilities -</u>					
Net Pension Liability	\$ -	\$ 2,460,902	\$ -	\$ 2,460,902	\$ -
OPEB	3,689,457	-	264,882	3,424,575	-
Compensated Absences	3,832,656	-	401,250	3,431,406	857,852
Total Other Liabilities	\$ 7,522,113	\$ 2,460,902	\$ 666,132	\$ 9,316,883	\$ 857,852
Total Long-Term Obligations	\$ 23,237,853	\$ 2,558,316	\$ 2,596,586	\$ 23,199,583	\$ 2,866,706

The General Fund has typically been used to liquidate long-term liabilities such as compensated absences.

Existing serial and statutory bond obligations:

<u>Description</u>	<u>Original Amount</u>	<u>Issue Date</u>	<u>Final Maturity</u>	<u>Interest Rate</u>	<u>Amount Outstanding 6/30/2023</u>
<u>Serial Bonds -</u>					
Bus Garage & Reconstruction	\$ 5,500,000	2014	2034	1.50%-3.25%	\$ 2,665,000
Building Project	\$ 6,045,000	2019	2033	3.00%	4,580,000
Refunding 2021	\$ 1,222,500	2021	2025	1.02%	620,000
Refunding 2021	\$ 7,635,000	2021	2029	5.00%	5,925,000
Total Serial Bonds					\$ 13,790,000

The following is a summary of debt service requirements:

<u>Year</u>	<u>Serial Bonds</u>		<u>Leases</u>	
	<u>Principal</u>	<u>Interest</u>	<u>Principal</u>	<u>Interest</u>
2024	\$ 1,990,000	\$ 506,861	\$ 18,854	\$ 3,896
2025	2,045,000	436,139	18,854	3,048
2026	1,805,000	364,190	18,854	2,160
2027	1,865,000	290,360	18,854	1,230
2028	1,950,000	213,302	17,284	287
2029-33	3,995,000	333,692	-	-
2034	140,000	202	-	-
Total	\$ 13,790,000	\$ 2,144,746	\$ 92,700	\$ 10,621

In prior years, the District defeased certain general obligations and other bonds by placing the proceeds of new bonds in an irrevocable trust to provide for all future debt service payments on the old bonds. Accordingly, the trust account assets and the liability for the defeased bonds are not included in the District's financial statements. \$7,520,000 of bonds outstanding are considered defeased.

(IX.) (Continued)

Interest on long-term debt for June 30, 2023 was composed of:

Interest Paid	\$ 577,567
Less: Interest Accrued in the Prior Year	(84,550)
Plus: Interest Accrued in the Current Year	73,550
Total Long-Term Interest Expense	\$ 566,567

X. Deferred Inflows/Outflows of Resources

The following is a summary of the deferred inflows/outflows of resources:

	<u>Deferred Outflows</u>	<u>Deferred Inflows</u>
Pension	\$ 6,153,317	\$ 542,263
OPEB	112,350	414,599
Total	\$ 6,265,667	\$ 956,862

XI. Pension Plans

A. General Information

The District participates in the New York State Teachers' Retirement System (TRS) and the New York State and Local Employees' Retirement System (ERS). These are cost-sharing multiple employer public employee retirement systems. The Systems offer a wide range of plans and benefits, which are related to years of service and final average salary, vesting of retirement benefits, death, and disability.

B. Provisions and Administration

A 10 member Board of Trustees of the New York State Teachers' Retirement Board administers TRS. TRS provides benefits to plan members and beneficiaries as authorized by the Education Law and the New York State Retirement and Social Security Law (NYSRSSL). Membership is mandatory and automatic for all full-time teachers, teaching assistants, guidance counselors and administrators employed in New York Public Schools and BOCES who elected to participate in TRS. Once a public employer elects to participate in the system, the election is irrevocable. The New York State Constitution provides that pension membership is a contractual relationship and plan benefits cannot be diminished or impaired. Benefits can be changed for future members only by enactment of a State statute. TRS issues a publicly available financial report that contains financial statements and required supplementary information. The report may be obtained by writing to NYSTRS, 10 Corporate Woods Drive, Albany, New York 12211-2395 or by referring to the TRS Comprehensive Annual Financial report, which can be found on the System's website at www.nystrs.org.

(XI.) (Continued)

ERS provides retirement benefits as well as death and disability benefits. The net position of the System is held in the New York State Common Retirement Fund (the Fund), which was established to hold all net assets and record changes in plan net position allocated to the System. The Comptroller of the State of New York serves as the trustee of the Fund and is the administrative head of the System. NYSRSSL govern obligations of employers and employees to contribute, and benefits to employees. Once a public employer elects to participate in the System, the election is irrevocable. The New York State Constitution provides that pension membership is a contractual relationship and plan benefits cannot be diminished or impaired. Benefits can be changed for future members only by enactment of a State statute. The District also participates in the Public Employees' Group Life Insurance Plan (GLIP), which provides death benefits in the form of life insurance. The System is included in the State's financial report as a pension trust fund. ERS issues a publicly available financial report that includes financial statements and required supplementary information. That report may be obtained by writing to NYSERS, Office of the State Comptroller, 110 State Street, Albany, New York 12244 or by referring to the ERS Comprehensive Annual Report, which can be found at www.osc.state.ny.us/retire/publications/index.php.

C. Funding Policies

The Systems are noncontributory except for employees who joined after July 27, 1976, who contribute 3 percent of their salary for the first ten years of membership, and employees who joined on or after January 1, 2010 who generally contribute 3.0 to 3.5 percent of their salary for their entire length of service. In addition, employee contribution rates under ERS tier VI vary based on a sliding salary scale. For TRS, contribution rates are established annually by the New York State Teachers' Retirement Board pursuant to Article 11 of the Education Law. For ERS, the Comptroller annually certifies the actuarially determined rates expressly used in computing the employers' contributions for the ERS' fiscal year ended March 31. The District paid 100% of the required contributions as billed by the TRS and ERS for the current year.

The District's share of the required contributions, based on covered payroll paid for the District's year ended June 30, 2023:

<u>Contributions</u>		<u>ERS</u>		<u>TRS</u>
2023	\$	305,235	\$	953,545

D. Pension Liabilities, Pension Expense, and Deferred Outflows of Resources and Deferred Inflows of Resources related to Pensions

At June 30, 2023, the District reported the following asset/(liability) for its proportionate share of the net pension asset /(liability) for each of the Systems. The net pension asset/(liability) was measured as of March 31, 2023 for ERS and June 30, 2022 for TRS. The total pension asset/(liability) used to calculate the net pension asset/(liability) was determined by an actuarial valuation. The District's proportion of the net pension asset/(liability) was based on a projection of the District's long-term share of contributions to the Systems relative to the projected contributions of all participating members, actuarially determined. This information was provided by the TRS and ERS Systems in reports provided to the District.

(XI.) (Continued)

	<u>ERS</u>	<u>TRS</u>
Measurement date	March 31, 2023	June 30, 2022
Net pension assets/(liability)	\$ (1,534,100)	\$ (926,802)
District's portion of the Plan's total net pension asset/(liability)	0.0071540%	0.048299%

For the year ended June 30, 2023, the District recognized pension expenses of \$595,458 for ERS and \$1,215,763 for TRS. At June 30, 2023 the District's reported deferred outflows of resources and deferred inflows of resources related to pensions from the following sources:

	<u>Deferred Outflows of Resources</u>		<u>Deferred Inflows of Resources</u>	
	<u>ERS</u>	<u>TRS</u>	<u>ERS</u>	<u>TRS</u>
Differences between expected and actual experience	\$ 163,394	\$ 971,171	\$ 43,083	\$ 18,571
Changes of assumptions	745,058	1,797,839	8,234	373,342
Net difference between projected and actual earnings on pension plan investments	-	1,197,516	9,013	-
Changes in proportion and differences between the District's contributions and proportionate share of contributions	174,654	130,891	39,562	50,458
Subtotal	<u>\$ 1,083,106</u>	<u>\$ 4,097,417</u>	<u>\$ 99,892</u>	<u>\$ 442,371</u>
District's contributions subsequent to the measurement date	<u>90,759</u>	<u>882,035</u>	<u>-</u>	<u>-</u>
Grand Total	<u>\$ 1,173,865</u>	<u>\$ 4,979,452</u>	<u>\$ 99,892</u>	<u>\$ 442,371</u>

District contributions subsequent to the measurement date which will be recognized as a reduction of the net pension liability in the year ended June 30, 2023. Other amounts reported as deferred outflows of resources and deferred inflows of resources related to pensions will be recognized in pension expense as follows:

<u>Year</u>	<u>ERS</u>	<u>TRS</u>
2023	\$ -	\$ 727,356
2024	248,552	394,174
2025	(42,569)	(140,461)
2026	341,690	2,353,225
2027	435,541	303,732
Thereafter	-	17,020
Total	<u>\$ 983,214</u>	<u>\$ 3,655,046</u>

(XI.) (Continued)

E. Actuarial Assumptions

The total pension liability as of the measurement date was determined by using an actuarial valuation as noted in the table below, with update procedures used to roll forward the total pension liability to the measurement date. The actuarial valuations used the following actuarial assumptions:

	<u>ERS</u>	<u>TRS</u>
Measurement date	March 31, 2023	June 30, 2022
Actuarial valuation date	April 1, 2022	June 30, 2021
Interest rate	5.90%	6.95%
Salary scale	4.40%	5.18%-1.95%
Decrement tables	April 1, 2015- March 31, 2020 System's Experience	July 1, 2015- June 30, 2020 System's Experience
Inflation rate	2.90%	2.40%
COLA's	1.50%	1.30%

For ERS, annuitant mortality rates are based on April 1, 2010 – March 31, 2015 System experience with adjustments for mortality improvements based on the Society of Actuaries' Scale MP-2021. For TRS, annuitant mortality rates are based on plan member experience adjustments for mortality improvements based on Society of Actuaries Scale MP-2021.

The long term rate of return on pension plan investments was determined using a building block method in which best estimate ranges of expected future real rates of return (expected returns net of investment expense and inflation) are developed for each major asset class. These ranges are combined to produce the long term expected rate of return by weighting the expected future real rates of return by the target asset allocation percentage and by adding expected inflation. Best estimates of the arithmetic real rates of return for each major asset class included in the target asset allocation as of March 31, 2022 are summarized as follows:

(XI.) (Continued)

Long Term Expected Rate of Return		
	<u>ERS</u>	<u>TRS</u>
Measurement date	March 31, 2023	June 30, 2022
<u>Asset Type -</u>		
Domestic equity	4.30%	6.50%
International equity	6.85%	7.20%
Global equity	0.00%	6.90%
Private equity	7.50%	9.90%
Real estate	4.60%	6.20%
Absolute return strategies *	5.38%	0.00%
Opportunistic portfolios	5.84%	0.00%
Bonds and mortgages	0.00%	0.60%
Cash	0.00%	-0.30%
Private debt	0.00%	5.30%
Real estate debt	0.00%	2.40%
High-yield fixed income securities	0.00%	3.30%
Domestic fixed income securities	0.00%	1.10%
Global fixed income securities	1.50%	0.06%
Credit	5.43%	0.00%

The real rate of return is net of the long-term inflation assumption of 2.5% for ERS and 2.4% for TRS.

F. Discount Rate

The discount rate used to calculate the total pension liability was 5.90% for ERS and 6.95% for TRS. The projection of cash flows used to determine the discount rate assumes that contributions from plan members will be made at the current contribution rates and that contributions from employers will be made at statutorily required rates, actuarially. Based upon the assumptions, the Systems' fiduciary net position was projected to be available to make all projected future benefit payments of current plan members. Therefore, the long term expected rate of return on pension plan investments was applied to all periods of projected benefit payments to determine the total pension liability.

G. Sensitivity of the Net Pension Liability to the Discount Rate Assumption

The following presents the District's proportionate share of the net pension liability calculated using the discount rate of 5.90% for ERS and 6.95% for TRS, as well as what the District's proportionate share of the net pension asset/(liability) would be if it were calculated using a discount rate that is 1-percentagepoint lower (4.90% for ERS and 5.95% for TRS) or 1-percentage-point higher (6.90% for ERS and 7.95% for TRS) than the current assumption :

(XI.) (Continued)

<u>ERS</u>	1% Decrease (4.90%)	Current Assumption (5.90%)	1% Increase (6.90%)
Employer's proportionate share of the net pension asset (liability)	\$ (3,707,261)	\$ (1,534,100)	\$ 281,829

<u>TRS</u>	1% Decrease (5.95%)	Current Assumption (6.95%)	1% Increase (7.95%)
Employer's proportionate share of the net pension asset (liability)	\$ (8,545,547)	\$ (926,802)	\$ 5,480,513

H. Pension Plan Fiduciary Net Position

The components of the current year net pension asset/(liability) of the employers as of the respective valuation dates, were as follows:

	(In Thousands)	
	<u>ERS</u>	<u>TRS</u>
Measurement date	March 31, 2023	June 30, 2022
Employers' total pension liability	\$ 232,627,259	\$ 133,883,474
Plan net position	211,183,223	131,964,582
Employers' net pension asset/(liability)	<u>\$ (21,444,036)</u>	<u>\$ (1,918,892)</u>
Ratio of plan net position to the employers' total pension asset/(liability)	90.78%	98.60%

I. Payables to the Pension Plan

For ERS, employer contributions are paid annually based on the System's fiscal year which ends on March 31st. Accrued retirement contributions as of June 30, 2023 represent the projected employer contribution for the period of April 1, 2023 through June 30, 2023 based on paid ERS wages multiplied by the employer's contribution rate, by tier. Accrued retirement contributions as of June 30, 2023 amounted to \$90,759.

For TRS, employer and employee contributions for the fiscal year ended June 30, 2023 are paid to the System in September, October and November 2023 through a state aid intercept. Accrued retirement contributions as of June 30, 2023 represent employee and employer contributions for the fiscal year ended June 30, 2023 based on paid TRS wages multiplied by the employer's contribution rate, by tier and employee contributions for the fiscal year as reported to the TRS System. Accrued retirement contributions as of June 30, 2023 amounted to \$953,545.

XII. Postemployment Benefits

A. General Information About the OPEB Plan

Plan Description – The District’s defined benefit OPEB plan, provides OPEB for all permanent full-time general and public safety employees of the District. The plan is a single-employer defined benefit OPEB plan administered by the District. Article 11 of the State Compiled Statutes grants the authority to establish and amend the benefit terms and financing requirements to the District Board. No assets are accumulated in a trust that meets the criteria in paragraph 4 of Statement 75.

Benefits Provided – The District provides healthcare and life insurance benefits for retirees and their dependents. The benefit terms are dependent on which contract each employee falls under. The specifics of each contract are on file at the District offices and are available upon request.

Employees Covered by Benefit Terms – At March 31, 2023, the following employees were covered by the benefit terms:

Inactive employees or beneficiaries currently receiving benefit payments	108
Active Employees	198
Total	306

B. Total OPEB Liability

The District’s total OPEB liability of \$3,424,575 as measured as of March 31, 2023, and was determined by an actuarial valuation as of that date.

Actuarial Assumptions and Other Inputs – The total OPEB liability in the June 30, 2023 actuarial valuation was determined using the following actuarial assumptions and other inputs, applied to all periods included in the measurement, unless otherwise specified:

Inflation	2.53 percent
Salary Increases	3.53 percent, average, including inflation
Discount Rate	3.78 percent
Healthcare Cost Trend Rates	Initial rate of 5.50% increasing to an ultimate rate of 4.00%
Retirees' Share of Benefit-Related Costs	50-100% of life insurance premiums dependent on contract 100% of projected health insurance premiums for current retirees

The discount rate was based on tax exempt, high quality 20-year tax exempt general obligation municipal bond yield or index rate.

Mortality rates were based on Pub-2010 Public Retirement Plans Mortality Tables, Headcount-weighted, distinct for Teachers, General, and Safety, without separate contingent survivor mortality, fully generational using scale MP-2021.

(XII.) (Continued)

C. **Changes in the Total OPEB Liability**

Balance at June 30, 2022	\$ 3,689,457
<u>Changes for the Year -</u>	
Service cost	\$ 75,346
Interest	102,446
Differences between expected and actual experience	67,102
Changes in assumptions or other inputs	(364,970)
Benefit payments	(144,806)
Net Changes	\$ (264,882)
Balance at June 30, 2023	\$ 3,424,575

There were no changes in plan provisions.

Changes of assumptions and other inputs reflect a change in the discount rate from 2.83 effective July 1, 2022 and 3.78 effective June 30, 2023.

Sensitivity of the Total OPEB Liability to Changes in the Discount Rate – The following presents the total OPEB liability of the District, as well as what the District's total OPEB liability would be if it were calculated using a discount rate that is 1-percentage-point lower (2.78%) or 1 percentage-point higher (4.78%) than the current discount rate:

	1% Decrease	Discount	1% Increase
	(2.78%)	Rate	(4.78%)
	<u>(2.78%)</u>	<u>(3.78%)</u>	<u>(4.78%)</u>
Total OPEB Liability	\$ 3,858,616	\$ 3,424,575	\$ 3,069,716

Sensitivity of the Total OPEB Liability to Changes in the Healthcare Cost Trend Rates – Healthcare costs can be subject to considerable volatility over time. The following exhibit demonstrates the effect on liabilities of a 1% change in healthcare cost trend rates.

	1% Decrease	Healthcare	1% Increase
	(4.50%	Cost Trend Rates	(6.50%
	<u>to 3.00%)</u>	<u>(5.50%</u>	<u>(6.50%</u>
	<u>to 3.00%)</u>	<u>to 4.00%)</u>	<u>to 5.00%)</u>
Total OPEB Liability	\$ 3,309,646	\$ 3,424,575	\$ 3,556,322

(XII.) (Continued)

D. OPEB Expense and Deferred Outflows of Resources and Deferred Inflows of Resources Related to OPEB

For the year ended June 30, 2023, the District recognized OPEB expense of \$82,088. At June 30, 2023, the District reported deferred outflows of resources and deferred inflows of resources related to OPEB from the following sources:

	<u>Deferred Outflows of Resources</u>	<u>Deferred Inflows of Resources</u>
Differences between expected and actual experience	\$ 76,148	\$ -
Changes of assumptions	-	414,599
Contributions after measurement date	36,202	-
Total	<u>\$ 112,350</u>	<u>\$ 414,599</u>

Amounts reported as deferred outflows of resources and deferred inflows of resources related to OPEB will be recognized in OPEB expense as follows:

<u>Year</u>	
2024	\$ (94,306)
2025	(56,196)
2026	(56,196)
2027	(46,650)
2028	(42,553)
Thereafter	(42,550)
Total	<u>\$ (338,451)</u>

XIII. Risk Management

A. General Information

The District is exposed to various risks of loss related to injuries to employees, theft, damages, natural disasters, etc. These risks are covered by commercial insurance purchased from independent third parties. Settled claims from these risks have not exceeded commercial insurance coverage for the past two years.

B. Health Plan

The District incurs costs related to the Orleans-Niagara Experience Rated Health Insurance Group Plan (Plan) sponsored by the Orleans-Niagara Board of Cooperative Educational Services and its component districts. The Plan's objectives are to formulate, develop and administer a program of insurance to obtain lower costs for that coverage. Membership in the Plan may be offered to only public school districts and BOCES served by Blue Cross/Blue Shield of Western New York or by any other health or medical insurance organizations as determined by the Board of Governors. There is a required waiting period of one year from request of enrollment to actual enrollment date. Also, during the year prior to requested membership acceptance the new members experience rating should equal or better the experience rating of the group as then constituted.

(XIII.) (Continued)

Voluntary withdrawal from the Plan is subject to the following constraints:

1. If the member's experience rating is better than the group as a whole, upon one year's written notice and at the anniversary date of membership or
2. If the member's experience rating is below that of the group as a whole, upon one month's written notice.

Plan members include Orleans-Niagara BOCES and nine districts with the Holley Central School District bearing an equal and proportionate share of the Plan's assets and claim liabilities. Pursuant to the Municipal Cooperative Agreement as signed by the participants, the Plan is a risk sharing pool and all monies paid to the Treasurer shall be pooled and administered as a common fund. No refunds shall be made to a participant and no assessment shall be charged to a participant other than the annual premium equivalent. If surplus funds exist at the end of any fiscal year, the distribution of such funds shall be determined by the Board of Directors.

The Plan purchases, on an annual basis, stop-loss insurance policies to limit its exposure for claims paid within any fiscal year.

The Plan establishes a liability for both reported and unreported insured events, which includes estimates of both future payments of losses and related claim adjustment expenses. However, because actual claims costs depend on complex factors, the process used in computing claims liabilities does not necessarily result in an exact amount. Such claims are based on the ultimate cost of claims (including future claim adjustment expenses) that have been reported but not settled, and claims that have been incurred but not reported. Adjustments to claims liabilities are charged or credited to expenses in the periods in which they are made. During the year ended June 30, 2023, the District incurred premiums or contribution expenditures totaling \$3,630,565.

C. Workers' Compensation

The District incurs costs related to the Rochester Area School Workers' Compensation Plan (Plan) sponsored by the Board of Cooperative Educational Services, Second Supervisory District of Monroe and Orleans Counties and its component districts. The Plan's objectives are to furnish workers' compensation benefits to participating districts at a significant cost savings. Membership in the Plan may be offered to any component district of the Monroe #1 and Monroe #2 BOCES with the approval of the Board of Directors. Voluntary withdrawal from the Plan may be effective only once annually on the last day of the Plan year as may be established by the Board of Directors. Notice of Intention to Withdraw must be given in writing to the Chairman of the Board of Directors and the Treasurer not less than one year prior to the end of the Plan year.

Plan membership is currently comprised of two BOCES and seventeen districts. If a surplus of participants' assessments exists after the close of a Plan year, the Board may retain from such surplus an amount sufficient to establish and maintain a claim contingency fund. Surplus funds in excess of the amount transferred to or included in such contingency fund shall be applied in reduction of the next annual assessment or to the billing of Plan participants. All monies paid to the Treasurer by participants shall be commingled and administered as a common fund. No refunds shall be made to a participant and no assessments are charged to a participant other than the annual premium equivalent. However, if it appears to the Board of Directors that the liabilities of the Plan will exceed its cash assets, after taking into account any "excess insurance", the Board shall determine the amount needed to meet such deficiency and shall assess such amount against all participants pro-rata per enrollee.

(XIII.) (Continued)

The Plan purchases, on an annual basis, stop-loss insurance policies to limit its exposure for claims paid. The Plan establishes a liability for both reported and unreported insured events, which includes estimates of both future payments of losses and related claim adjustment expenses. However, because actual claims costs depend on complex factors, the process used in computing claims liabilities does not necessarily result in an exact amount. Such claims are based on the ultimate cost of claims (including future claim adjustment expenses) that have been reported but not settled, and claims that have been incurred but not reported.

Adjustments to claims liabilities are charged or credited to expenses in the periods in which they are made. During the year ended June 30, 2023, the District incurred premiums or contribution expenditures totaling \$96,050.

The Plan is audited on an annual basis and is available at the BOCES administrative offices. The most recent audit available for the year ended June 30, 2022, revealed that the Plan was underfunded.

D. Unemployment

District employees are entitled to coverage under the New York State Unemployment Insurance Law. The District has elected to discharge its liability to the New York State Unemployment Insurance Fund (the Fund) by the benefit reimbursement method, a dollar-for-dollar reimbursement to the fund for benefits paid from the fund to former employees. The District has established a self-insurance fund to pay these claims. There were \$2,416 in claim and judgment expenditures of this program for the 2022-23 fiscal year. The balance of the fund at June 30, 2023 was \$352,023 and is recorded in the General Fund as an Unemployment Insurance Reserve. In addition, as of June 30, 2023, no loss contingencies existed or were considered probable or estimable for incurred but not reported claims payable.

XIV. Commitments and Contingencies

A. Litigation

There is no litigation pending against the District as of the balance sheet date.

B. Grants

The District has received grants, which are subject to audit by agencies of the State and Federal Governments. Such audits may result in disallowances and a request for a return of funds. Based on prior years' experience, the District's administration believes disallowances, if any, will be immaterial.

XI. Tax Abatement

The County of Orleans IDA, and the District enter into various property tax abatement programs for the purpose of Economic Development. As a result the District property tax revenue was reduced \$136,137. The District received payment in lieu of tax (PILOT) payment totaling \$8,517 to help offset the property tax reduction.

Required Supplementary Information
HOLLEY CENTRAL SCHOOL DISTRICT, NEW YORK
Schedule of Changes in District's Total OPEB Liability and Related Ratio
For The Year Ended June 30, 2023

TOTAL OPEB LIABILITY							
	<u>2023</u>	<u>2022</u>	<u>2021</u>	<u>2020</u>	<u>2019</u>	<u>2018</u>	<u>2017</u>
Service cost	\$ 75,346	\$ 89,940	\$ 77,445	\$ 38,360	\$ 51,754	\$ 52,374	\$ 55,366
Interest	102,446	86,967	85,821	88,045	93,849	94,126	78,804
Changes in benefit terms	-	-	-	-	-	(16,276)	243,724
Differences between expected and actual experiences	67,102	86,576	210,653	(63,885)	424,030	27,547	13,120
Changes of assumptions or other inputs	(364,970)	(315,246)	123,973	926,303	(461,433)	75,324	(153,647)
Benefit payments	<u>(144,806)</u>	<u>(139,744)</u>	<u>(126,828)</u>	<u>(135,051)</u>	<u>(109,789)</u>	<u>(109,728)</u>	<u>(92,811)</u>
Net Change in Total OPEB Liability	\$ (264,882)	\$ (191,507)	\$ 371,064	\$ 853,772	\$ (1,589)	\$ 123,367	\$ 144,556
Total OPEB Liability - Beginning	<u>\$ 3,689,457</u>	<u>\$ 3,880,964</u>	<u>\$ 3,509,900</u>	<u>\$ 2,656,128</u>	<u>\$ 2,657,717</u>	<u>\$ 2,534,350</u>	<u>\$ 2,389,794</u>
Total OPEB Liability - Ending	<u>\$ 3,424,575</u>	<u>\$ 3,689,457</u>	<u>\$ 3,880,964</u>	<u>\$ 3,509,900</u>	<u>\$ 2,656,128</u>	<u>\$ 2,657,717</u>	<u>\$ 2,534,350</u>
Covered Employee Payroll	\$ 10,512,026	\$ 10,633,138	\$ 10,279,522	\$ 10,430,337	\$ 10,104,957	\$ 9,781,199	\$ 9,781,199
Total OPEB Liability as a Percentage of Covered							
Employee Payroll	32.58%	34.70%	37.75%	33.65%	26.29%	27.17%	25.91%

10 years of historical information is not available, and will be added each year subsequent to the year of implementation until 10 years of historical data is present.

Required Supplementary Information
HOLLEY CENTRAL SCHOOL DISTRICT, NEW YORK
Schedule of the District's Proportionate Share of the Net Pension Liability
For The Year Ended June 30, 2023

NYSERS Pension Plan									
	<u>2023</u>	<u>2022</u>	<u>2021</u>	<u>2020</u>	<u>2019</u>	<u>2018</u>	<u>2017</u>	<u>2016</u>	<u>2015</u>
Proportion of the net pension liability (assets)	0.007154%	0.006753%	0.007084%	0.007397%	0.007922%	0.007949%	0.007899%	0.008010%	0.008421%
Proportionate share of the net pension liability (assets)	\$ 1,534,100	\$ (552,013)	\$ 7,054	\$ 1,958,781	\$ 561,330	\$ 256,540	\$ 742,240	\$ 1,285,585	\$ 284,497
Covered-employee payroll	\$ 2,651,407	\$ 2,414,960	\$ 2,601,384	\$ 2,522,938	\$ 2,502,828	\$ 2,430,877	\$ 2,255,178	\$ 2,279,189	\$ 2,319,653
Proportionate share of the net pension liability (assets) as a percentage of its covered-employee payroll	57.860%	-22.858%	0.271%	77.639%	22.428%	10.553%	32.913%	56.405%	12.265%
Plan fiduciary net position as a percentage of the total pension liability	90.78%	103.65%	99.95%	86.39%	96.27%	98.24%	94.70%	90.70%	97.90%
NYSTRS Pension Plan									
	<u>2023</u>	<u>2022</u>	<u>2021</u>	<u>2020</u>	<u>2019</u>	<u>2018</u>	<u>2017</u>	<u>2016</u>	<u>2015</u>
Proportion of the net pension liability (assets)	0.048299%	0.048814%	0.048144%	0.047378%	0.048504%	0.051415%	0.052039%	0.052520%	0.051118%
Proportionate share of the net pension liability (assets)	\$ 926,802	\$ (8,459,001)	\$ 1,330,348	\$ (1,230,871)	\$ (877,073)	\$ (390,804)	\$ 557,364	\$ (5,455,111)	\$ (5,694,258)
Covered-employee payroll	\$ 8,571,769	\$ 8,075,271	\$ 8,285,299	\$ 8,326,509	\$ 8,138,045	\$ 8,259,647	\$ 8,249,797	\$ 7,889,156	\$ 7,555,616
Proportionate share of the net pension liability (assets) as a percentage of its covered-employee payroll	10.812%	-104.752%	16.057%	-14.783%	-10.777%	-4.731%	6.756%	-69.147%	-75.365%
Plan fiduciary net position as a percentage of the total pension liability	98.60%	113.20%	97.80%	102.20%	101.53%	100.66%	99.01%	110.46%	111.48%

10 years of historical information is not available, and will be added each year subsequent to the year of implementation until 10 years of historical data is present.

Required Supplementary Information
HOLLEY CENTRAL SCHOOL DISTRICT, NEW YORK
Schedule of District Contributions
For The Year Ended June 30, 2023

NYSERS Pension Plan									
	<u>2023</u>	<u>2022</u>	<u>2021</u>	<u>2020</u>	<u>2019</u>	<u>2018</u>	<u>2017</u>	<u>2016</u>	<u>2015</u>
Contractually required contributions	\$ 305,235	\$ 388,932	\$ 376,361	\$ 365,944	\$ 364,650	\$ 359,841	\$ 336,500	\$ 396,515	\$ 406,991
Contributions in relation to the contractually required contribution	(305,235)	(388,932)	(376,361)	(365,944)	(364,650)	(359,841)	(336,500)	(396,515)	(406,991)
Contribution deficiency (excess)	<u>\$ -</u>	<u>\$ -</u>	<u>\$ -</u>	<u>\$ -</u>	<u>\$ -</u>	<u>\$ -</u>	<u>\$ -</u>	<u>\$ -</u>	<u>\$ -</u>
Covered-employee payroll	\$ 2,651,407	\$ 2,414,960	\$ 2,601,384	\$ 2,522,938	\$ 2,502,828	\$ 2,430,877	\$ 2,255,178	\$ 2,279,189	\$ 2,319,653
Contributions as a percentage of covered-employee payroll	11.51%	16.11%	14.47%	14.50%	14.57%	14.80%	14.92%	17.40%	17.55%
NYSTRS Pension Plan									
	<u>2023</u>	<u>2022</u>	<u>2021</u>	<u>2020</u>	<u>2019</u>	<u>2018</u>	<u>2017</u>	<u>2016</u>	<u>2015</u>
Contractually required contributions	\$ 953,545	\$ 902,161	\$ 844,913	\$ 767,036	\$ 875,486	\$ 819,018	\$ 999,349	\$ 1,064,805	\$ 1,382,969
Contributions in relation to the contractually required contribution	(953,545)	(902,161)	(844,913)	(767,036)	(875,486)	(819,018)	(999,349)	(1,064,805)	(1,382,969)
Contribution deficiency (excess)	<u>\$ -</u>	<u>\$ -</u>	<u>\$ -</u>	<u>\$ -</u>	<u>\$ -</u>	<u>\$ -</u>	<u>\$ -</u>	<u>\$ -</u>	<u>\$ -</u>
Covered-employee payroll	\$ 8,571,769	\$ 8,075,271	\$ 8,285,299	\$ 8,326,509	\$ 8,138,045	\$ 8,259,647	\$ 8,249,797	\$ 8,030,204	\$ 7,889,156
Contributions as a percentage of covered-employee payroll	11.12%	11.17%	10.20%	9.21%	10.76%	9.92%	12.11%	13.26%	17.53%

10 years of historical information is not available, and will be added each year subsequent to the year of implementation until 10 years of historical data is present.

Required Supplementary Information
HOLLEY CENTRAL SCHOOL DISTRICT, NEW YORK
Schedule of Revenues, Expenditures and Changes in Fund Balance -
Budget (Non-GAAP Basis) and Actual - General Fund
For The Year Ended June 30, 2023

	<u>Original Budget</u>	<u>Amended Budget</u>	<u>Current Year's Revenues</u>	<u>Over (Under) Revised Budget</u>
REVENUES				
Local Sources -				
Real property taxes	\$ 6,270,432	\$ 6,423,022	\$ 6,422,236	\$ (786)
Real property tax items	1,524,824	1,372,234	1,327,908	(44,326)
Non-property taxes	15,775	15,775	27,638	11,863
Charges for services	70,000	70,000	142,867	72,867
Use of money and property	19,600	19,600	175,560	155,960
Sale of property and compensation for loss	15,000	27,160	73,155	45,995
Miscellaneous	232,000	232,000	188,560	(43,440)
State Sources -				
Basic formula	14,864,338	14,864,338	14,193,586	(670,752)
Lottery aid	1,805,000	1,805,000	2,548,768	743,768
BOCES	1,509,337	1,509,337	1,378,749	(130,588)
Textbooks	56,211	56,211	41,691	(14,520)
All Other Aid -				
Computer software	33,489	33,489	31,868	(1,621)
Library loan	5,994	5,994	5,931	(63)
Federal Sources	60,000	60,000	41,974	(18,026)
TOTAL REVENUES	<u>\$ 26,482,000</u>	<u>\$ 26,494,160</u>	<u>\$ 26,600,491</u>	<u>\$ 106,331</u>
Appropriated reserves	<u>\$ -</u>	<u>\$ 4,000,000</u>		
Appropriated fund balance	<u>\$ 500,000</u>	<u>\$ 500,000</u>		
Prior year encumbrances	<u>\$ 69,147</u>	<u>\$ 69,147</u>		
TOTAL REVENUES AND				
APPROPRIATED RESERVES/				
FUND BALANCE	<u><u>\$ 27,051,147</u></u>	<u><u>\$ 31,063,307</u></u>		

Required Supplementary Information
HOLLEY CENTRAL SCHOOL DISTRICT, NEW YORK
Schedule of Revenues, Expenditures and Changes in Fund Balance -
Budget (Non-GAAP Basis) and Actual - General Fund
For The Year Ended June 30, 2023

	Original	Amended	Current		Unencumbered
	<u>Budget</u>	<u>Budget</u>	<u>Year's</u>	<u>Encumbrances</u>	<u>Balances</u>
EXPENDITURES			<u>Expenditures</u>		
General Support -					
Board of education	\$ 49,063	\$ 49,892	\$ 48,707	\$ -	\$ 1,185
Central administration	238,937	238,937	236,434	1,165	1,338
Finance	261,064	261,064	243,240	-	17,824
Staff	270,415	269,585	199,209	-	70,376
Central services	2,469,134	2,645,607	2,400,391	59,930	185,286
Special items	447,362	455,664	451,943	-	3,721
Instructional -					
Instruction, administration and improvement	872,618	802,294	612,647	-	189,647
Teaching - regular school	6,157,529	5,917,883	5,429,310	23,505	465,068
Programs for children with handicapping conditions	3,600,703	3,826,810	3,717,940	-	108,870
Occupational education	668,186	668,527	668,526	-	1
Teaching - special schools	14,650	33,257	33,257	-	-
Instructional media	165,658	180,343	132,788	450	47,105
Pupil services	1,048,493	1,054,595	999,059	-	55,536
Pupil Transportation	1,333,158	1,341,558	1,274,636	777	66,145
Community Services	2,500	8,000	8,000	-	-
Employee Benefits	6,482,497	6,331,069	5,893,425	-	437,644
Debt service - principal	2,212,600	2,243,508	2,228,054	-	15,454
Debt service - interest	591,580	581,116	579,957	-	1,159
TOTAL EXPENDITURES	<u>\$ 26,886,147</u>	<u>\$ 26,909,709</u>	<u>\$ 25,157,523</u>	<u>\$ 85,827</u>	<u>\$ 1,666,359</u>
Other Uses -					
Transfers - out	\$ 165,000	\$ 4,153,598	\$ 4,031,031	\$ -	\$ 122,567
TOTAL EXPENDITURES AND OTHER USES	<u>\$ 27,051,147</u>	<u>\$ 31,063,307</u>	<u>\$ 29,188,554</u>	<u>\$ 85,827</u>	<u>\$ 1,788,926</u>
NET CHANGE IN FUND BALANCE	<u>\$ -</u>	<u>\$ -</u>	<u>\$ (2,588,063)</u>		
FUND BALANCE, BEGINNING OF YEAR	<u>9,119,156</u>	<u>9,119,156</u>	<u>9,119,156</u>		
FUND BALANCE, END OF YEAR	<u><u>\$ 9,119,156</u></u>	<u><u>\$ 9,119,156</u></u>	<u><u>\$ 6,531,093</u></u>		

Note to Required Supplementary Information:

A reconciliation is not necessary since encumbrances are presented in a separate column on this schedule.

Supplementary Information
HOLLEY CENTRAL SCHOOL DISTRICT, NEW YORK
Schedule of Change From Adopted Budget To Final Budget
And The Real Property Tax Limit
For The Year Ended June 30, 2023

CHANGE FROM ADOPTED BUDGET TO FINAL BUDGET:

Adopted budget	\$ 26,982,000
Prior year's encumbrances	<u>69,147</u>
Original Budget	\$ 27,051,147
Budget revisions -	
Insurance Recoveries	12,160
Capital project transfer from reserve	<u>4,000,000</u>
FINAL BUDGET	<u>\$ 31,063,307</u>

SECTION 1318 OF REAL PROPERTY TAX LAW LIMIT CALCULATION:

2023-24 voter approved expenditure budget	\$ 28,920,000
<u>Unrestricted fund balance:</u>	
Assigned fund balance	\$ 585,827
Unassigned fund balance	<u>1,156,800</u>
Total Unrestricted fund balance	<u>\$ 1,742,627</u>
<u>Less adjustments:</u>	
Appropriated fund balance	\$ 500,000
Encumbrances included in assigned fund balance	<u>85,827</u>
Total adjustments	<u>\$ 585,827</u>
General fund fund balance subject to Section 1318 of	
Real Property Tax Law	<u>1,156,800</u>
ACTUAL PERCENTAGE	<u>4.00%</u>

Supplementary Information
HOLLEY CENTRAL SCHOOL DISTRICT, NEW YORK
CAPITAL PROJECTS FUND
Schedule of Project Expenditures
For The Year Ended June 30, 2023

<u>Project Title</u>	<u>Expenditures</u>					<u>Unexpended Balance</u>	<u>Methods of Financing</u>				<u>Fund Balance</u>
	<u>Original Appropriation</u>	<u>Revised Appropriation</u>	<u>Prior Years</u>	<u>Current Year</u>	<u>Total</u>		<u>Local Sources</u>	<u>State Sources</u>	<u>Transfers</u>	<u>Total</u>	
16-17 Bus Purchases	\$ 339,000	\$ 339,000	\$ 338,400	\$ -	\$ 338,400	\$ 600	\$ 339,000	\$ -	\$ (600)	\$ 338,400	\$ -
17-18 Equipment Purchases	496,600	496,600	487,057	-	487,057	9,543	496,600	-	600	497,200	10,143
18-19 Bus Purchases	222,914	222,914	212,870	-	212,870	10,044	178,914	-	-	178,914	(33,956)
19-20 Bus Purchases	178,000	178,000	177,747	-	177,747	253	106,800	-	-	106,800	(70,947)
20-21 Bus Purchases	315,000	315,000	311,151	-	311,151	3,849	126,000	-	-	126,000	(185,151)
21-22 Bus Purchases	318,000	318,000	314,447	-	314,447	3,553	64,000	-	-	64,000	(250,447)
21-22 Capital Outlay	100,000	100,000	15,197	84,803	100,000	-	100,000	-	-	100,000	-
23 Capital Project	18,100,000	18,100,000	34,683	523,892	558,575	17,541,425	4,000,000	-	-	4,000,000	3,441,425
Smart Bond Purchases	1,311,463	1,311,463	618,040	308,924	926,964	384,499	308,924	618,040	-	926,964	-
Leases	-	-	-	97,414	97,414	(97,414)	97,414	-	-	97,414	-
TOTAL	<u>\$ 21,380,977</u>	<u>\$ 21,380,977</u>	<u>\$ 2,509,592</u>	<u>\$ 1,015,033</u>	<u>\$ 3,524,625</u>	<u>\$ 17,856,352</u>	<u>\$ 5,817,652</u>	<u>\$ 618,040</u>	<u>\$ -</u>	<u>\$ 6,435,692</u>	<u>\$ 2,911,067</u>

(See Independent Auditors' Report)

Supplementary Information
HOLLEY CENTRAL SCHOOL DISTRICT, NEW YORK
Combining Balance Sheet - Nonmajor Governmental Funds
June 30, 2023

	Special		
	Revenue Funds		Total
	School	Miscellaneous	Nonmajor
	Lunch	Special Revenue	Governmental
	<u>Fund</u>	<u>Fund</u>	<u>Funds</u>
ASSETS			
Cash and cash equivalents	\$ 147,204	\$ 53,410	\$ 200,614
Receivables	41,152	-	41,152
Inventories	23,417	-	23,417
Due from other funds	102,439	100	102,539
TOTAL ASSETS	<u>\$ 314,212</u>	<u>\$ 53,510</u>	<u>\$ 367,722</u>
LIABILITIES AND FUND BALANCES			
<u>Liabilities</u> -			
Unearned revenue	\$ 63,836	\$ -	\$ 63,836
TOTAL LIABILITIES	<u>\$ 63,836</u>	<u>\$ -</u>	<u>\$ 63,836</u>
<u>Fund Balances</u> -			
Nonspendable	\$ 23,417	\$ -	\$ 23,417
Restricted	-	53,510	53,510
Assigned	226,959	-	226,959
TOTAL FUND BALANCE	<u>\$ 250,376</u>	<u>\$ 53,510</u>	<u>\$ 303,886</u>
TOTAL LIABILITIES AND			
FUND BALANCES	<u>\$ 314,212</u>	<u>\$ 53,510</u>	<u>\$ 367,722</u>

Supplementary Information
HOLLEY CENTRAL SCHOOL DISTRICT, NEW YORK
Combining Statement of Revenues, Expenditures and Changes in Fund Balances
Nonmajor Governmental Funds
For The Year Ended June 30, 2023

	Special Revenue Funds		Total
	School Lunch Fund	Miscellaneous Special Revenue Fund	Nonmajor Governmental Funds
REVENUES			
Use of money and property	\$ 1,836	\$ -	\$ 1,836
Miscellaneous	-	15,175	15,175
State sources	14,374	-	14,374
Federal sources	687,179	-	687,179
Sales	39,692	-	39,692
TOTAL REVENUES	\$ 743,081	\$ 15,175	\$ 758,256
EXPENDITURES			
Employee benefits	\$ 3,951	\$ -	\$ 3,951
Cost of sales	68,915	-	68,915
Other expenses	720,728	16,630	737,358
TOTAL EXPENDITURES	\$ 793,594	\$ 16,630	\$ 810,224
EXCESS (DEFICIENCY) OF REVENUES OVER EXPENDITURES	\$ (50,513)	\$ (1,455)	\$ (51,968)
FUND BALANCE, BEGINNING OF YEAR	300,889	54,965	355,854
FUND BALANCE, END OF YEAR	\$ 250,376	\$ 53,510	\$ 303,886

(See Independent Auditors' Report)

Supplementary Information
HOLLEY CENTRAL SCHOOL DISTRICT, NEW YORK
Net Investment in Capital Assets/Right to Use Assets
For The Year Ended June 30, 2023

Capital assets/right to use assets, net		\$ 32,141,543
Deduct:		
Bond payable	\$ 13,790,000	
Leases	92,700	
Assets purchased with short-term financing	<u>540,501</u>	
		<u>14,423,201</u>
Net Investment in Capital Assets/Right to Use Assets		<u><u>\$ 17,718,342</u></u>

Supplementary Information
HOLLEY CENTRAL SCHOOL DISTRICT, NEW YORK
SCHEDULE OF EXPENDITURES OF FEDERAL AWARDS
For The Year Ended June 30, 2023

<u>Grantor / Pass - Through Agency</u> <u>Federal Award Cluster / Program</u>	<u>CFDA</u> <u>Number</u>	<u>Pass-Through</u> <u>Agency</u> <u>Number</u>	<u>Total</u> <u>Expenditures</u>
<u>U.S. Department of Education:</u>			
<u>Passed Through NYS Education Department -</u>			
<u>Special Education Cluster IDEA -</u>			
Special Education - Grants to States (IDEA, Part B)	84.027	0032-23-0705	\$ 326,406
Special Education - Preschool Grants (IDEA Preschool)	84.173	0033-23-0705	14,083
ARP - Special Education - Grants to States (IDEA, Part B) - COVID-19	84.027X	5532-22-0705	37,821
ARP - Special Education - Preschool Grants (IDEA Preschool) - COVID-19	84.173X	5533-22-0705	6,209
Total Special Education Cluster IDEA			\$ 384,519
<u>Education Stabilization Fund -</u>			
ARP - Homeless II - COVID-19	84.425W	5218-21-2315	\$ 471
CRRSA - ESSER 2 - COVID-19	84.425D	5891-21-2315	134,822
ARP - ESSER 3 - COVID-19	84.425U	5880-21-2315	322,694
ARP - SLR Summer Enrichment - COVID-19	84.425U	5882-21-2315	34,420
ARP - SLR Comprehensive After School - COVID-19	84.425U	5883-21-2315	69,597
ARP - SLR Learning Loss - COVID-19	84.425U	5884-21-2315	159,747
Total Education Stabilization Funds			\$ 721,751
Title IIA - Supporting Effective Instruction State Grant	84.367	0147-22-2315	467
Title IIA - Supporting Effective Instruction State Grant	84.367	0147-23-2315	38,779
Title IV - Student Support and Enrichment Program	84.424	0204-22-2315	15,527
Title IV - Student Support and Enrichment Program	84.424	0204-23-2315	9,952
Title I - School Improvement Grant	84.010	0011-22-4074	35,661
Title I - School Improvement Grant	84.010	0011-23-4074	100,000
Title I - School Improvement Grant	84.010	0011-22-2098	23,438
Title I - School Improvement Grant	84.010	0011-23-2098	239,669
Title I - Grants to Local Educational Agencies	84.010	0021-22-2315	668
Title I - Grants to Local Educational Agencies	84.010	0021-23-2315	300,261
Total U.S. Department of Education			\$ 1,870,692
<u>U.S. Department of Agriculture:</u>			
<u>Passed Through NYS Education Department -</u>			
National School Lunch Program-Non-Cash Assistance (Commodities)	10.555	450704040000	\$ 58,569
National School Lunch Program	10.555	450704040000	383,494
National School Breakfast Program	10.553	450704040000	204,152
National School Snack Program	10.555	450704040000	22,184
National Summer Food Service program	10.559	450704040000	17,524
Total Child Nutrition Cluster			\$ 685,923
Pandemic EBT Administrative Costs	10.649	450704040000	1,256
Total U.S. Department of Agriculture			\$ 687,179
TOTAL EXPENDITURES OF FEDERAL AWARDS			\$ 2,557,871



BUSINESS
ADVISORS
AND CPAS

**Report on Internal Control Over Financial Reporting
and on Compliance and Other Matters Based on an Audit
of Financial Statements Performed in Accordance With
*Government Auditing Standards***

Independent Auditors' Report

To the Board of Education
Holley Central School District, New York

We have audited, in accordance with auditing standards generally accepted in the United States of America and the standards applicable to financial audits contained in *Government Auditing Standards* issued by the Comptroller General of the United States, the financial statements of the governmental activities, each major fund, and the aggregate remaining fund information of the Holley Central School District as of and for the year ended June 30, 2023, and the related notes to the financial statements, which collectively comprise the District's basic financial statements, and have issued our report thereon dated October 16, 2023.

Internal Control over Financial Reporting

In planning and performing our audit of the financial statements, we considered the District's internal control over financial reporting (internal control) as a basis for designing procedures that are appropriate in the circumstances for the purpose of expressing our opinions on the financial statements, but not for the purpose of expressing an opinion on the effectiveness of the District's internal control. Accordingly, we do not express an opinion on the effectiveness of the District's internal control.

A *deficiency in internal control* exists when the design or operation of a control does not allow management or employees in the normal course of performing their assigned functions, to prevent, or detect and correct misstatements on a timely basis. A *material weakness* is a deficiency, or a combination of deficiencies, in internal control, such that there is a reasonable possibility that a material misstatement of the entity's financial statements will not be prevented, or detected and corrected on a timely basis. A *significant deficiency* is a deficiency, or a combination of deficiencies, in internal control that is less severe than a material weakness, yet important enough to merit attention by those charged with governance.

Our consideration of internal control was for the limited purpose described in the first paragraph of this section and was not designed to identify all deficiencies in internal control that might be material weaknesses or significant deficiencies. Given these limitations, during our audit we did not identify any deficiencies in internal control that we consider to be material weaknesses. However, material weaknesses may exist that have not been identified.

Compliance and Other Matters

As part of obtaining reasonable assurance about whether Holley Central School District's financial statements are free from material misstatement, we performed tests of its compliance with certain provisions of laws, regulations, contracts, and grant agreements, noncompliance with which could have a direct and material effect on the financial statements. However, providing an opinion on compliance with those provisions was not an objective of our audit and, accordingly, we do not express such an opinion. The results of our tests disclosed no instances of noncompliance or other matters that are required to be reported under *Government Auditing Standards*.

Purpose of this Report

The purpose of this report is solely to describe the scope of our testing of internal control and compliance and the results of that testing, and not to provide an opinion on the effectiveness of the District's internal control or on compliance. This report is an integral part of an audit performed in accordance with *Government Auditing Standards* in considering the District's internal control and compliance. Accordingly, this communication is not suitable for any other purpose.

Mengel, Metzger, Barw & Co. LLP

Rochester, New York

October 16, 2023